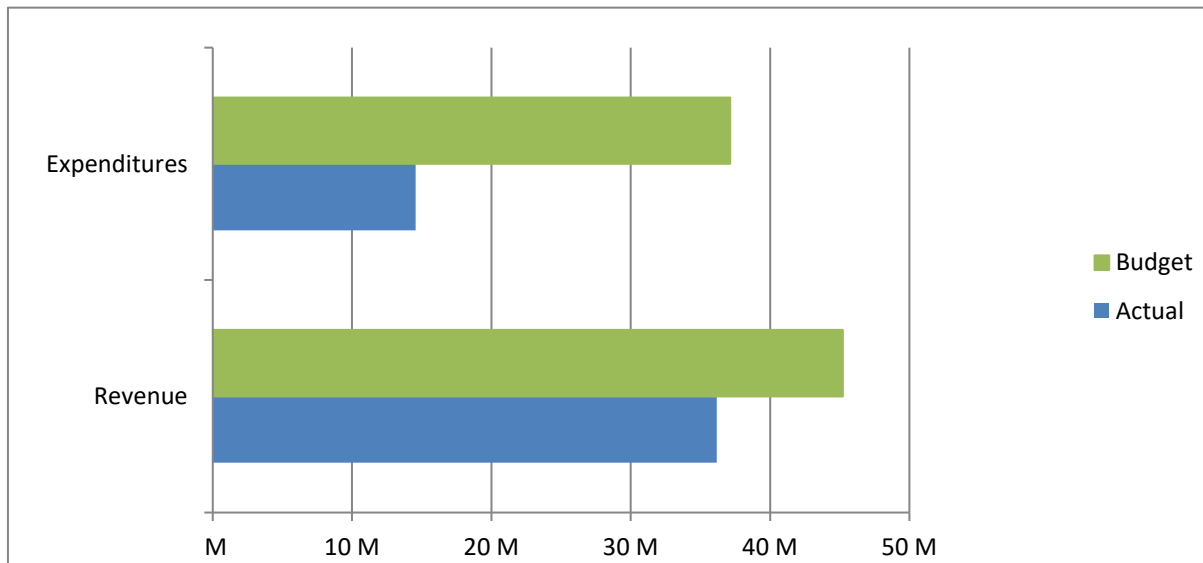


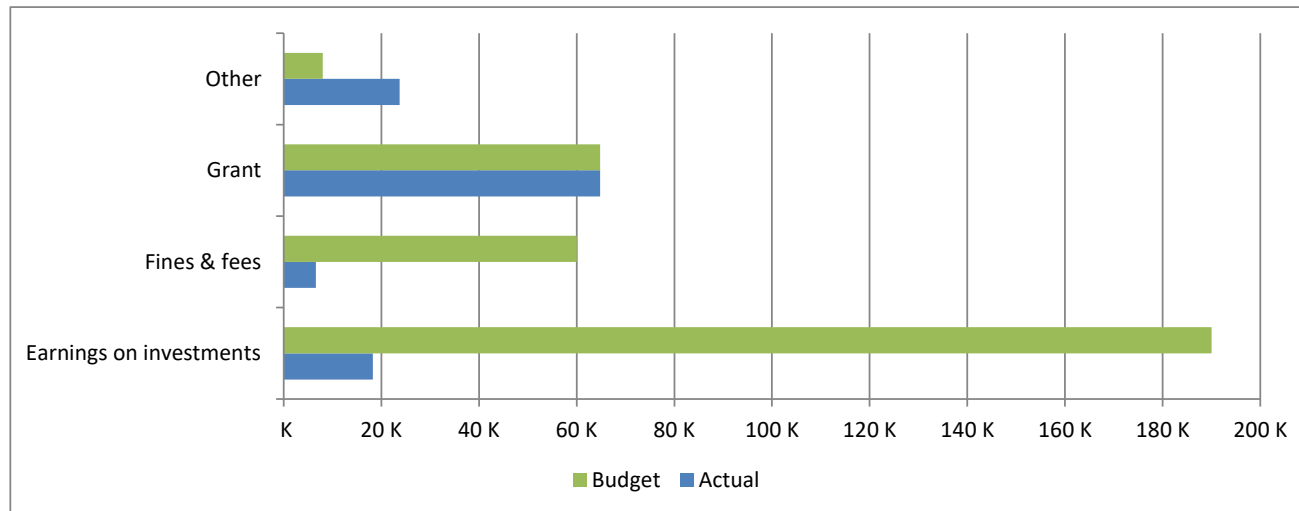
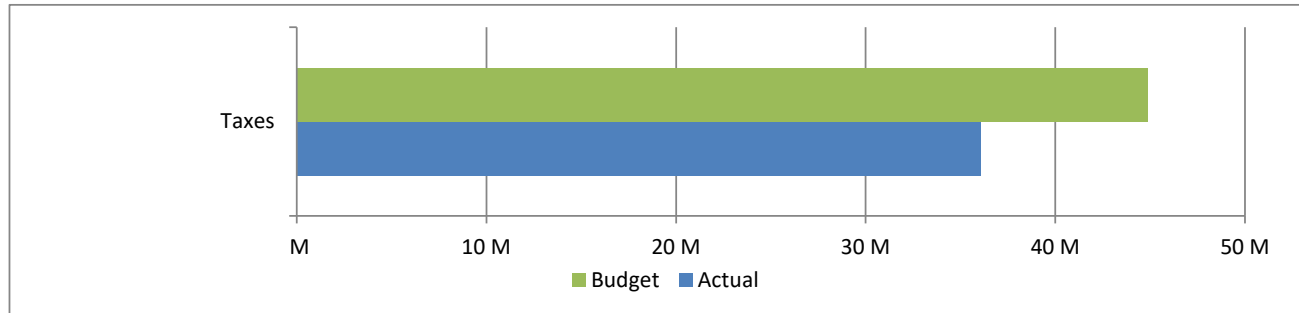
**High Plains Library District**  
**Net Income (Loss) Actual vs Budget**  
**For the Period Ended April 30, 2021**  
**33.3% of budget year elapsed**

Income (Loss)	Year To Date Actual	Annual Budget	Variance	% of Actual to Annual Budget
Revenue	36,178,257	45,217,370	(9,039,113)	80.01%
Expenditures	14,562,816	37,148,633	22,585,817	39.20%
Total	21,615,441	8,068,737	13,546,704	

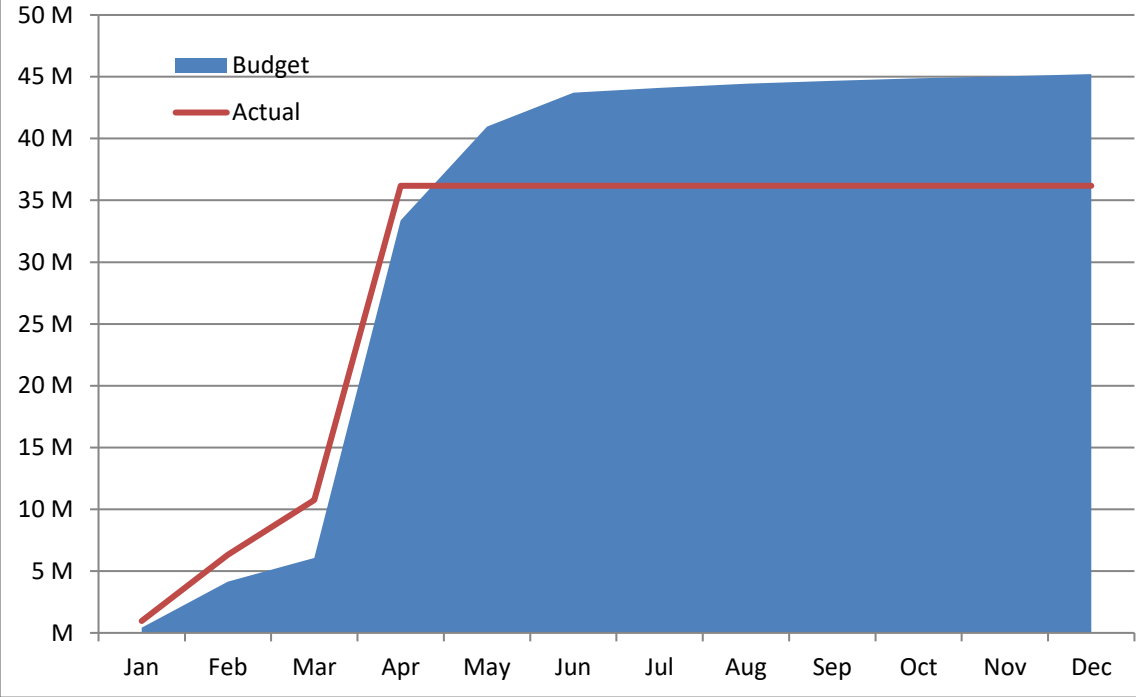


**High Plains Library District**  
**Net Income (Loss) Actual vs Budget**  
**For the Period Ended April 30, 2021**  
**33.3% of budget year elapsed**

Revenues	Year To Date Actual	Annual Budget	Variance	% of Actual to Annual Budget
Taxes	36,064,862	44,894,586	(8,829,724)	80.33%
Earnings on investments	18,242	190,000	(171,758)	9.60%
Fines & fees	6,610	60,000	(53,390)	11.02%
Grant	64,784	64,784	-	100.00%
Other	23,759	8,000	15,759	296.99%
<b>Total</b>	<b>36,178,257</b>	<b>45,217,370</b>	<b>(9,039,113)</b>	



# Accumulated Revenues



**High Plains Library District**  
**Net Income (Loss) Actual vs Budget**  
**For the Period Ended April 30, 2021**  
**33.3% of budget year elapsed**

Expenditures	Year To Date Actual	Annual Budget	Variance	% of Actual to Annual Budget
S & W / Benefits	3,366,874	12,978,971	9,612,097	25.94%
Operations	2,419,056	6,391,326	3,972,270	37.85%
Capital outlay	449,218	7,490,071	7,040,853	6.00%
Debt service	-	-	-	
Member tax distribution	8,327,668	10,288,265	1,960,597	80.94%
<b>Total</b>	<b>14,562,816</b>	<b>37,148,633</b>	<b>22,585,817</b>	<b>39.20%</b>

