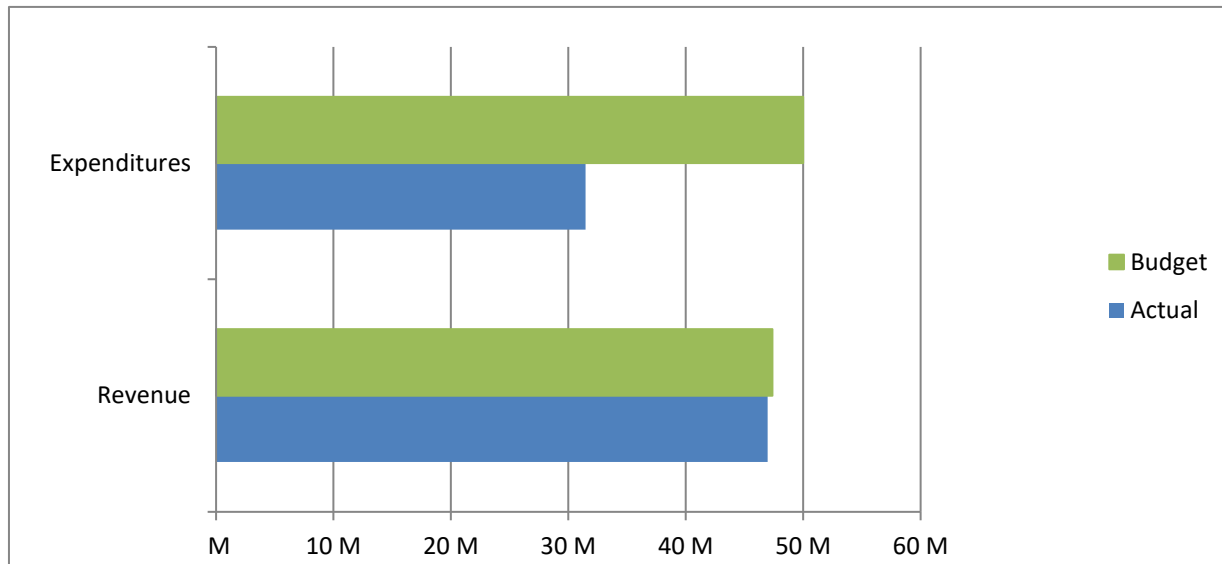


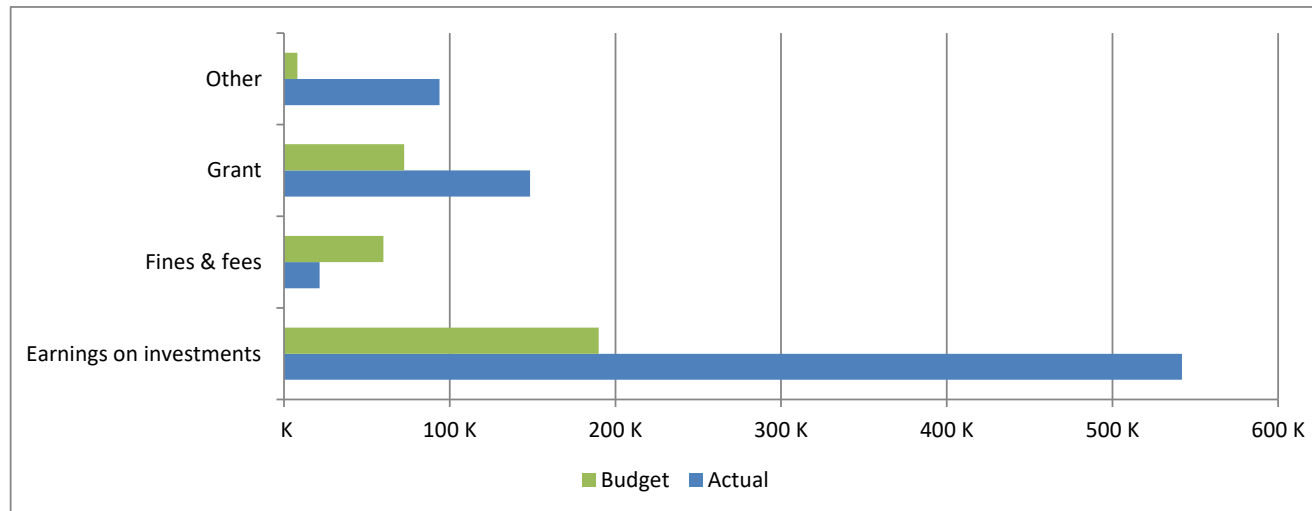
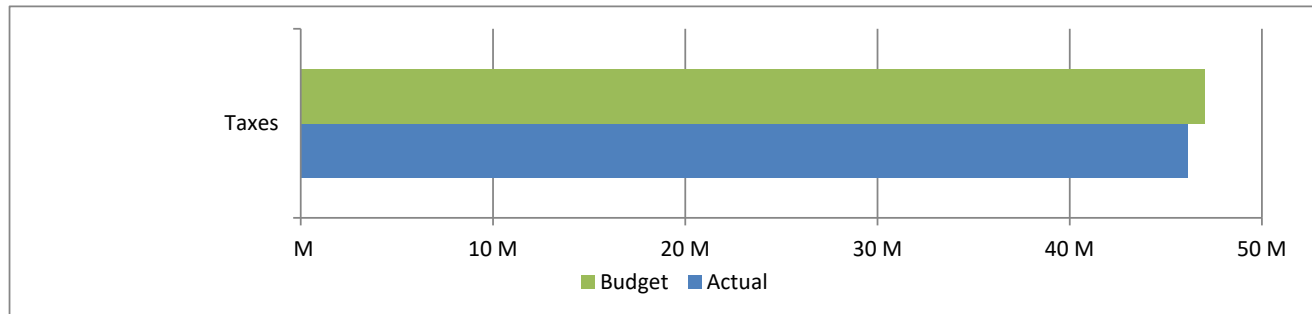
**High Plains Library District**  
**Net Income (Loss) Actual vs Budget**  
**For the Period Ended October 31, 2020**  
**83.3% of budget year elapsed**

Income (Loss)	Year To Date Actual	Annual Budget	Variance	% of Actual to Annual Budget
Revenue	46,969,440	47,374,441	(405,001)	99.15%
Expenditures	31,462,212	49,988,669	18,526,457	62.94%
Total	15,507,228	(2,614,228)	18,121,456	

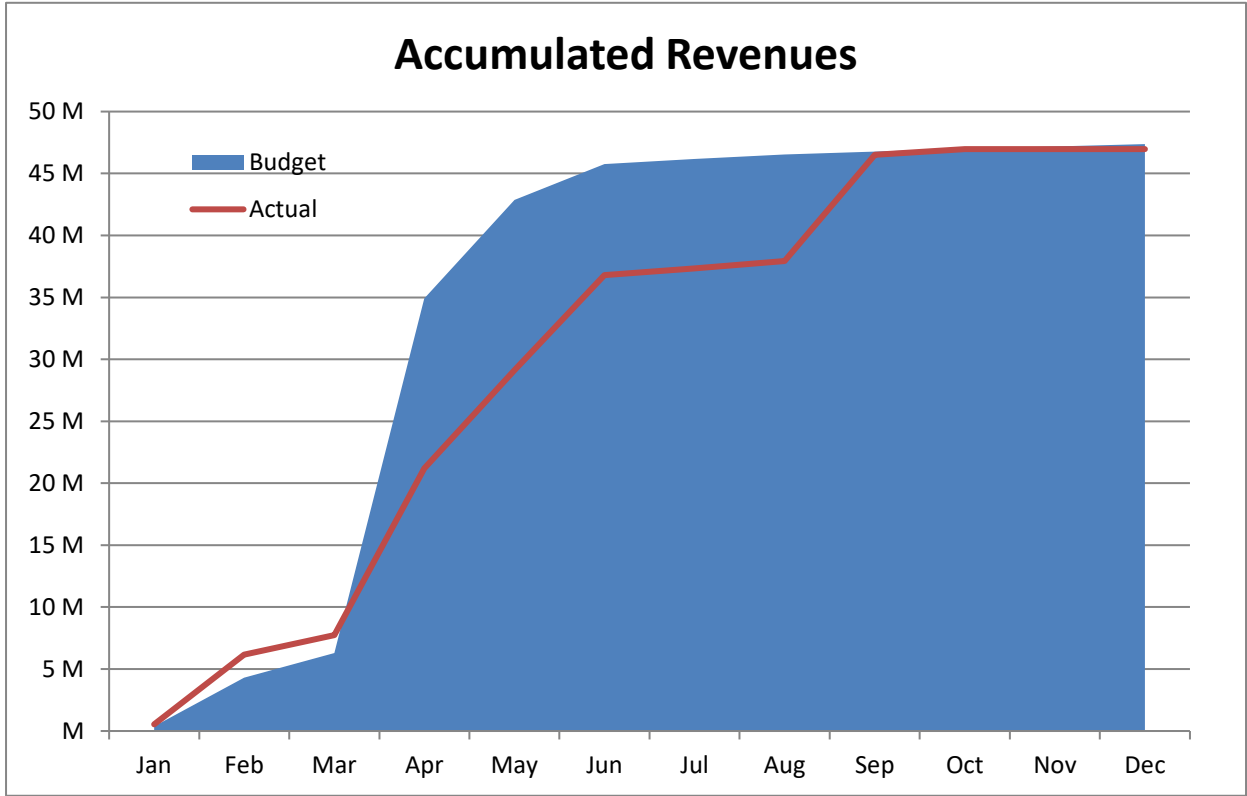


**High Plains Library District**  
**Net Income (Loss) Actual vs Budget**  
**For the Period Ended October 31, 2020**  
**83.3% of budget year elapsed**

Revenues	Year To Date Actual	Annual Budget	Variance	% of Actual to Annual Budget
Taxes	46,163,651	47,043,922	(880,271)	98.13%
Earnings on investments	541,970	190,000	351,970	285.25%
Fines & fees	21,486	60,000	(38,514)	35.81%
Grant	148,437	72,519	75,918	204.69%
Other	93,896	8,000	85,896	1173.70%
<b>Total</b>	<b>46,969,440</b>	<b>47,374,441</b>	<b>(405,001)</b>	



# Accumulated Revenues



**High Plains Library District**  
**Net Income (Loss) Actual vs Budget**  
**For the Period Ended October 31, 2020**  
**83.3% of budget year elapsed**

Expenditures	Year To Date Actual	Annual Budget	Variance	% of Actual to Annual Budget
S & W / Benefits	8,621,823	12,888,443	4,266,620	66.90%
Operations	4,390,191	6,997,995	2,607,804	62.73%
Capital outlay	8,852,124	20,005,020	11,152,896	44.25%
Debt service	-	-	-	
Member tax distribution	9,598,074	10,097,211	499,137	95.06%
<b>Total</b>	<b>31,462,212</b>	<b>49,988,669</b>	<b>18,526,457</b>	<b>62.94%</b>

