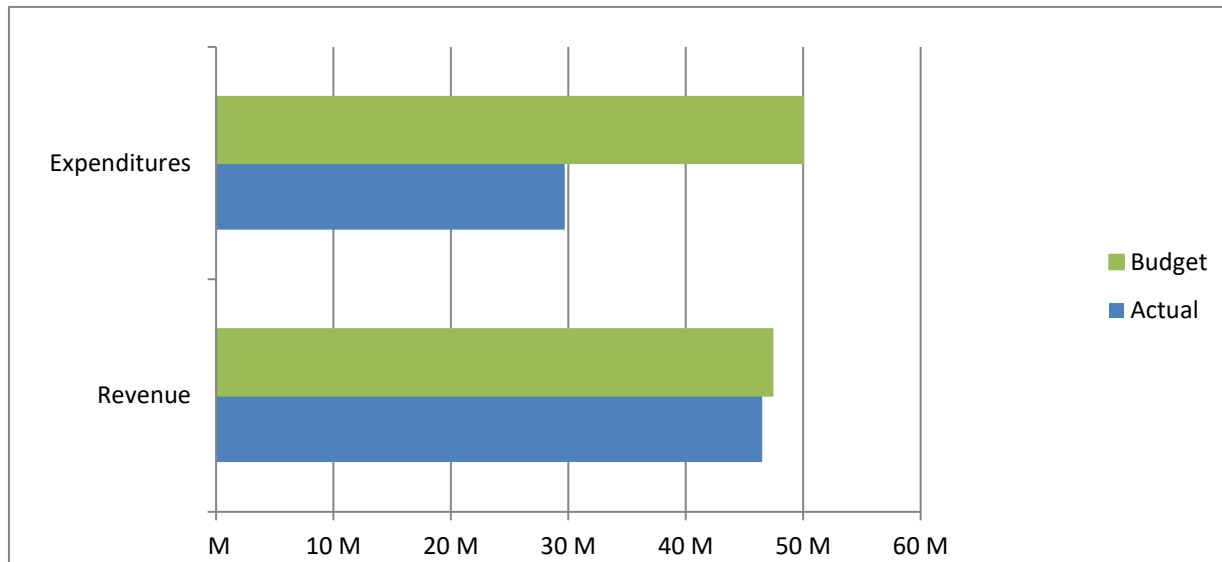


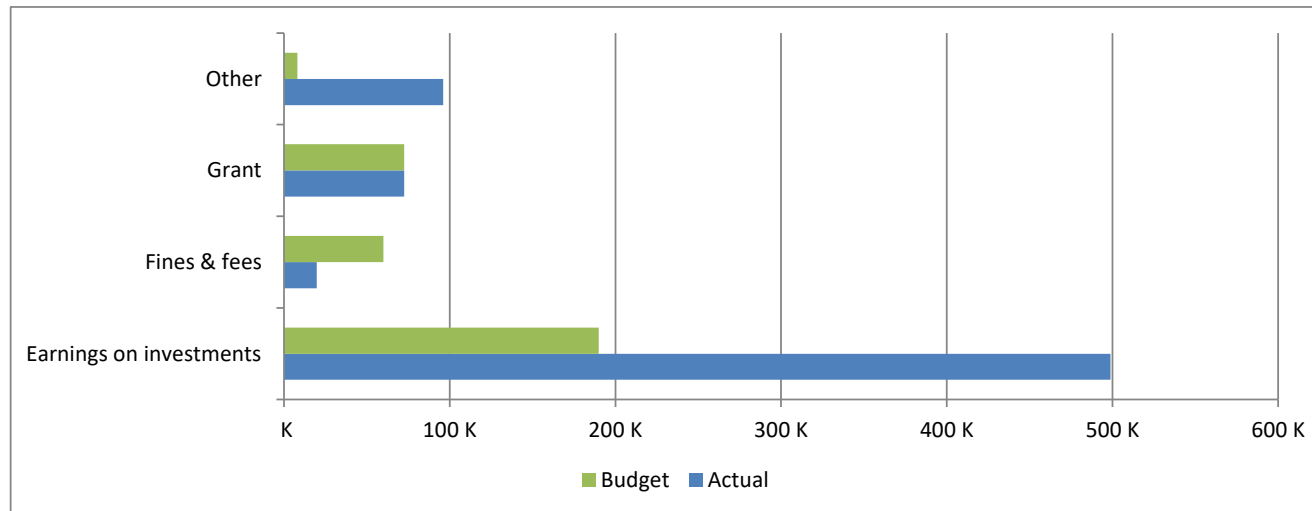
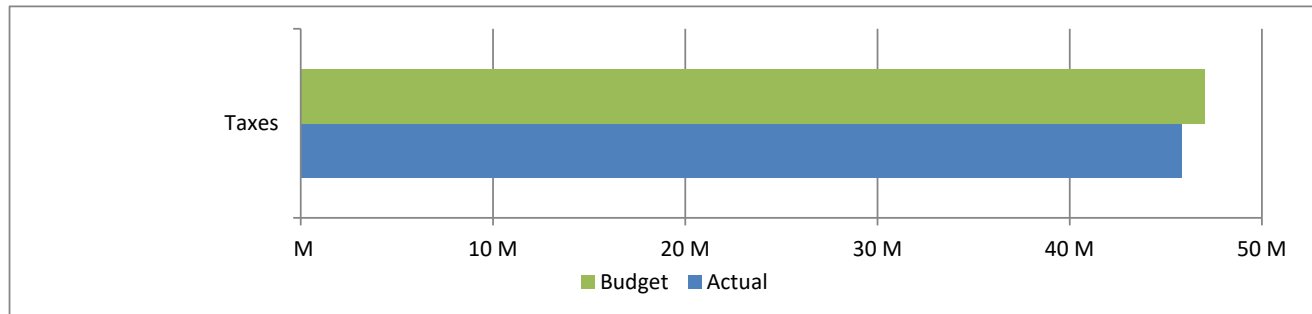
**High Plains Library District**  
**Net Income (Loss) Actual vs Budget**  
**For the Period Ended September 30, 2020**  
**75.0% of budget year elapsed**

Income (Loss)	Year To Date Actual	Annual Budget	Variance	% of Actual to Annual Budget
Revenue	46,519,008	47,374,441	(855,433)	98.19%
Expenditures	29,687,273	49,988,669	20,301,396	59.39%
Total	16,831,735	(2,614,228)	19,445,963	

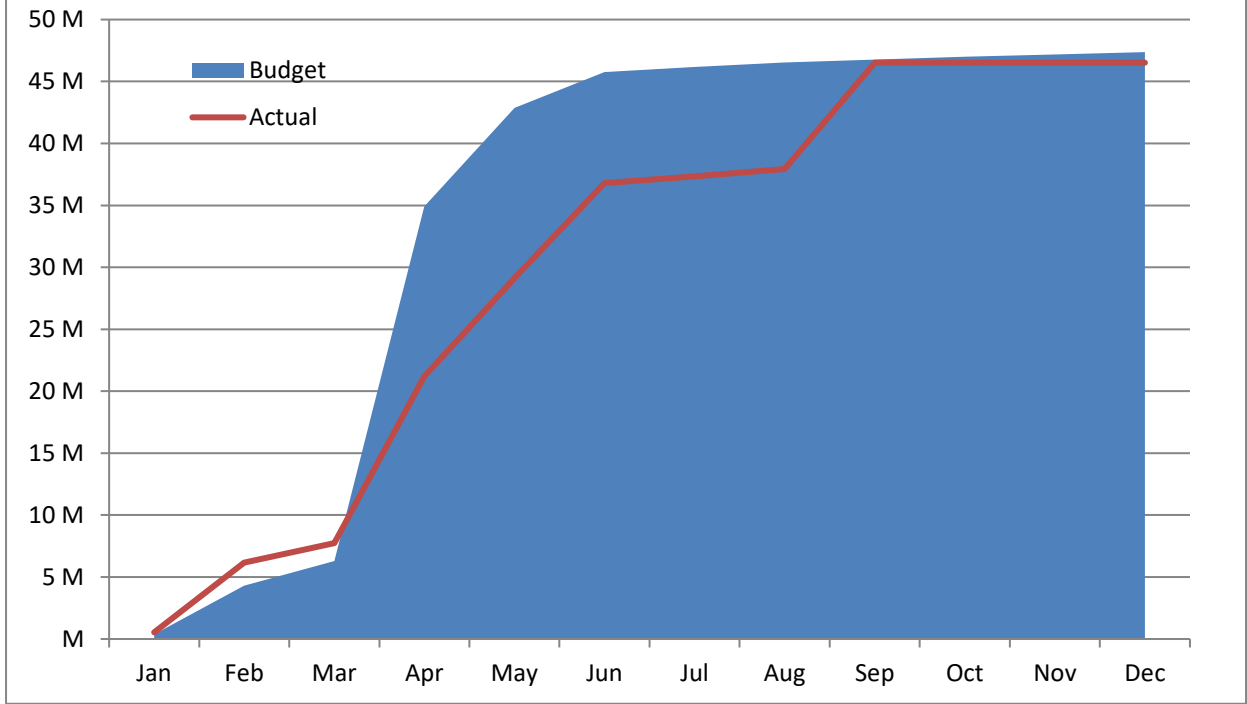


**High Plains Library District**  
**Net Income (Loss) Actual vs Budget**  
**For the Period Ended September 30, 2020**  
**75.0% of budget year elapsed**

Revenues	Year To Date Actual	Annual Budget	Variance	% of Actual to Annual Budget
Taxes	45,831,811	47,043,922	(1,212,111)	97.42%
Earnings on investments	498,783	190,000	308,783	262.52%
Fines & fees	19,740	60,000	(40,260)	32.90%
Grant	72,519	72,519	-	100.00%
Other	96,155	8,000	88,155	1201.94%
<b>Total</b>	<b>46,519,008</b>	<b>47,374,441</b>	<b>(855,433)</b>	



## Accumulated Revenues



**High Plains Library District**  
**Net Income (Loss) Actual vs Budget**  
**For the Period Ended September 30, 2020**  
**75.0% of budget year elapsed**

Expenditures	Year To Date Actual	Annual Budget	Variance	% of Actual to Annual Budget
S & W / Benefits	7,771,717	12,888,443	5,116,726	60.30%
Operations	4,052,574	6,997,995	2,945,421	57.91%
Capital outlay	8,296,599	20,005,020	11,708,421	41.47%
Debt service	-	-	-	
Member tax distribution	9,566,383	10,097,211	530,828	94.74%
<b>Total</b>	<b>29,687,273</b>	<b>49,988,669</b>	<b>20,301,396</b>	<b>59.39%</b>

