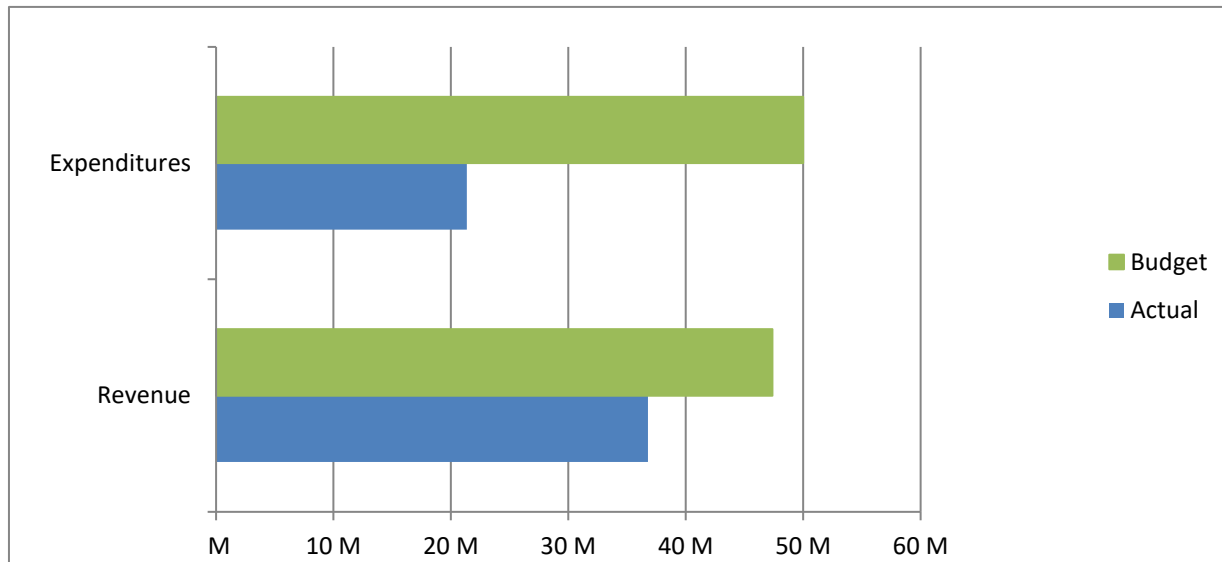


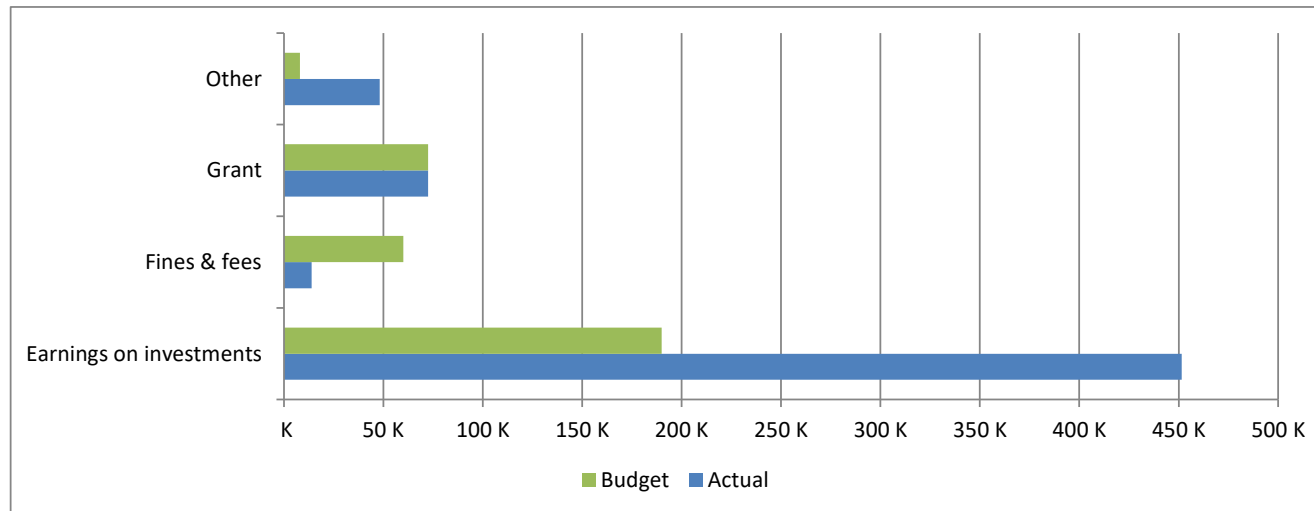
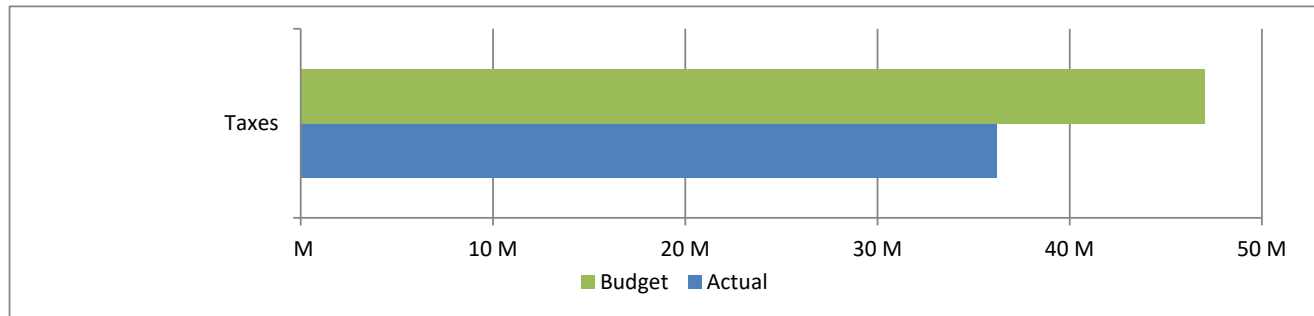
**High Plains Library District  
 Net Income (Loss) Actual vs Budget  
 For the Period Ended June 30, 2020  
 50.0% of budget year elapsed**

Income (Loss)	Year To Date Actual	Annual Budget	Variance	% of Actual to Annual Budget
Revenue	36,790,645	47,374,441	(10,583,796)	77.66%
Expenditures	21,366,465	49,988,669	28,622,204	42.74%
Total	15,424,180	(2,614,228)	18,038,408	

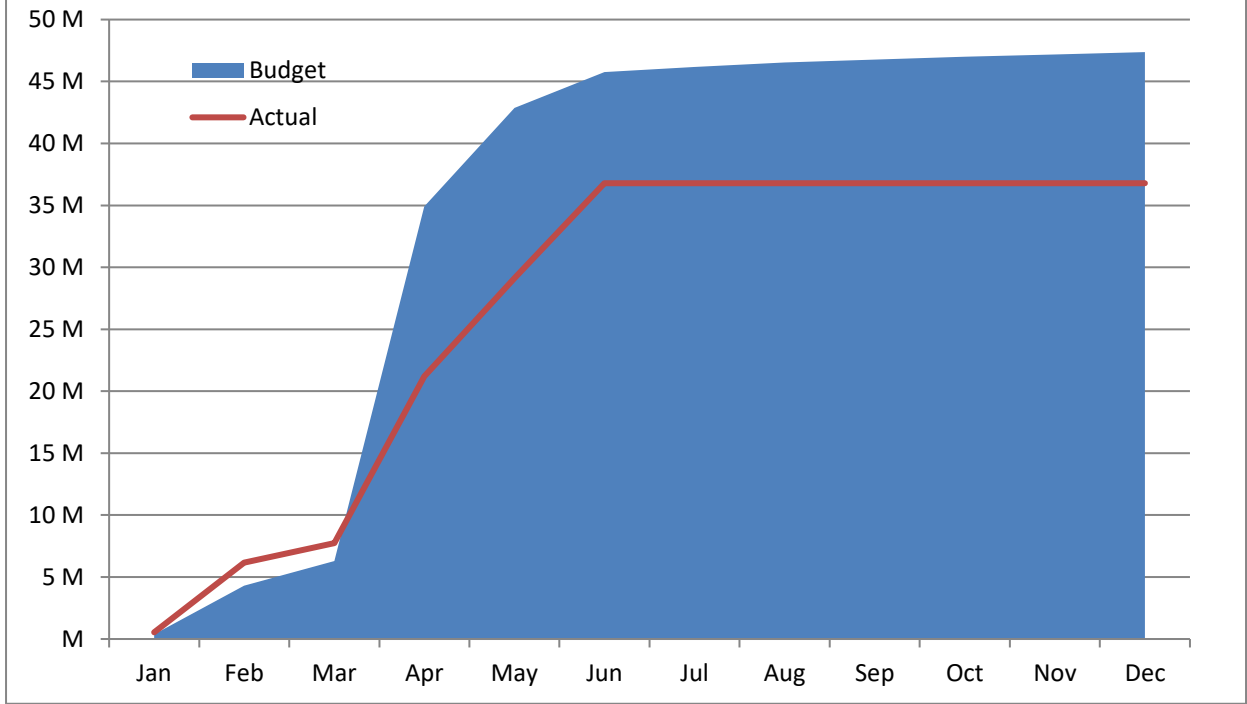


**High Plains Library District**  
**Net Income (Loss) Actual vs Budget**  
**For the Period Ended June 30, 2020**  
**50.0% of budget year elapsed**

Revenues	Year To Date Actual	Annual Budget	Variance	% of Actual to Annual Budget
Taxes	36,204,614	47,043,922	(10,839,308)	76.96%
Earnings on investments	451,492	190,000	261,492	237.63%
Fines & fees	13,937	60,000	(46,063)	23.23%
Grant	72,519	72,519	-	100.00%
Other	48,083	8,000	40,083	601.04%
<b>Total</b>	<b>36,790,645</b>	<b>47,374,441</b>	<b>(10,583,796)</b>	



# Accumulated Revenues



**High Plains Library District**  
**Net Income (Loss) Actual vs Budget**  
**For the Period Ended June 30, 2020**  
**50.0% of budget year elapsed**

Expenditures	Year To Date Actual	Annual Budget	Variance	% of Actual to Annual Budget
S & W / Benefits	5,060,210	12,888,443	7,828,233	39.26%
Operations	3,013,034	6,997,995	3,984,961	43.06%
Capital outlay	5,677,481	20,005,020	14,327,539	28.38%
Debt service	-	-	-	
Member tax distribution	7,615,740	10,097,211	2,481,471	75.42%
<b>Total</b>	<b>21,366,465</b>	<b>49,988,669</b>	<b>28,622,204</b>	<b>42.74%</b>

