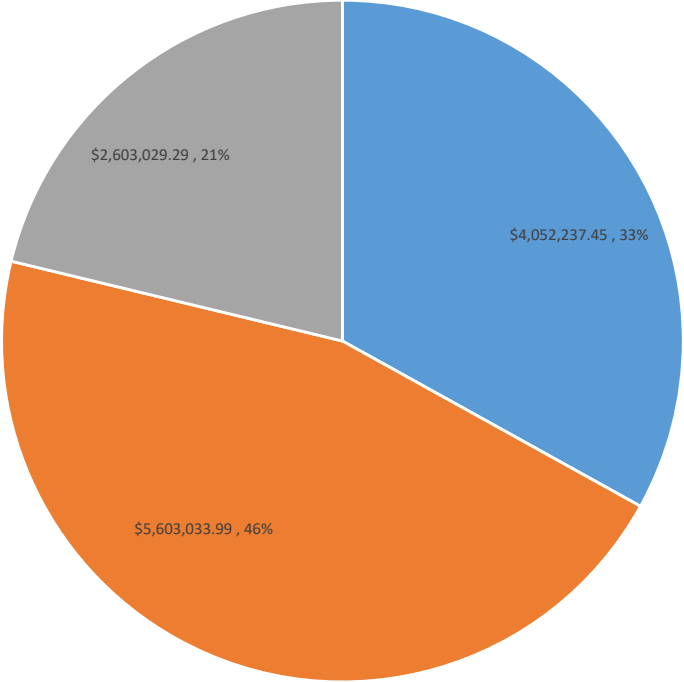


High Plains Library District
Investment maturities
Per April 2020 Public Trustee Advisors Statement

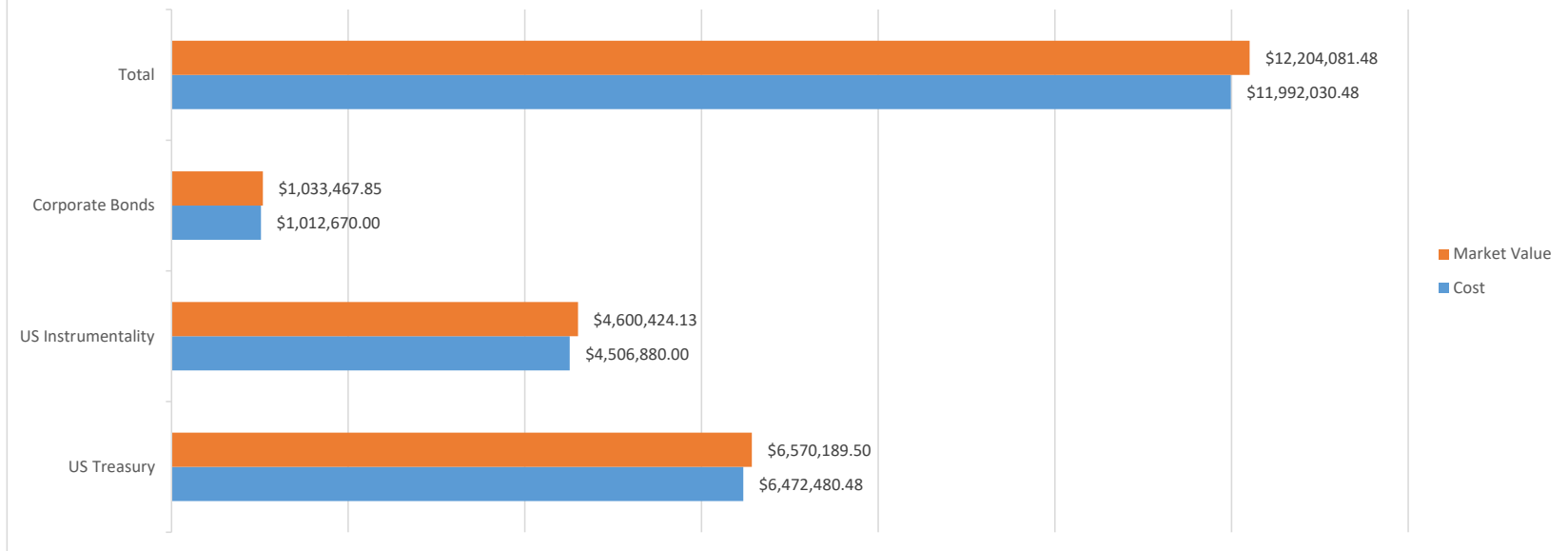
	CUSIP	Maturity Date	Yield	Units	Cost	Market Value	Unrealized Gain (Loss)	Accrued	Market Value plus Accrued	
US Treasury	9128284Q0	5/31/2020	0.177%	1,000,000.00	\$ 996,054.69	1,001,966.00	5,911.31	10,450.82	1,012,416.82	UST
US Treasury	912828XU9	6/15/2020	0.131%	1,000,000.00	\$ 984,882.81	1,001,720.00	16,837.19	5,655.74	1,007,375.74	UST
FNMA	3135G0RM7	10/30/2020	0.509%	1,000,000.00	\$ 994,560.00	1,005,591.71	11,031.71	45.28	1,005,636.99	USI
US Treasury	9128285Q9	11/30/2020	0.129%	1,000,000.00	\$ 1,003,398.44	1,015,312.00	11,913.56	11,495.90	1,026,807.90	UST
		2020		<u>4,000,000.00</u>	<u>3,978,895.94</u>	<u>4,024,589.71</u>	<u>45,693.77</u>	<u>27,647.74</u>	<u>\$ 4,052,237.45</u>	
US Treasury	912828Q37	3/31/2021	0.151%	1,500,000.00	1,491,562.50	1,515,117.00	23,554.50	1,588.11	1,516,705.11	UST
US Treasury	9128284G2	4/15/2021	0.153%	500,000.00	504,824.22	510,644.50	5,820.28	519.13	511,163.63	UST
FHLB	3130A1W95	6/11/2021	0.125%	1,000,000.00	1,006,160.00	1,023,645.60	17,485.60	8,750.00	1,032,395.60	USI
FHLMC	3137EAEC9	8/12/2021	0.251%	1,000,000.00	990,470.00	1,011,194.82	20,724.82	2,468.75	1,013,663.57	USI
US Treasury	912828T34	9/30/2021	0.165%	1,000,000.00	990,859.38	1,013,594.00	22,734.62	952.87	1,014,546.87	UST
US Treasury	912828YZ7	12/31/2021	0.202%	500,000.00	500,898.44	511,836.00	10,937.56	2,723.21	514,559.21	UST
		2021		<u>5,500,000.00</u>	<u>5,484,774.54</u>	<u>5,586,031.92</u>	<u>101,257.38</u>	<u>17,002.07</u>	<u>\$ 5,603,033.99</u>	
Apple	037833CM0	2/9/2022	0.645%	500,000.00	507,575.00	515,575.78	8,000.78	2,847.22	518,423.00	CB
Proctor & Gamble	742718EU9	8/11/2022	0.568%	500,000.00	505,095.00	517,892.07	12,797.07	2,388.89	520,280.96	CB
FHLB	313380GJ0	9/9/2022	0.297%	1,500,000.00	1,515,690.00	1,559,992.00	44,302.00	4,333.33	1,564,325.33	USI
		2022		<u>2,500,000.00</u>	<u>2,528,360.00</u>	<u>2,593,459.85</u>	<u>65,099.85</u>	<u>9,569.44</u>	<u>\$ 2,603,029.29</u>	
Total Portfolio				<u>12,000,000.00</u>	<u>11,992,030.48</u>	<u>12,204,081.48</u>	<u>212,051.00</u>	<u>54,219.25</u>	<u>12,258,300.73</u>	
ColoTrust			1.11%	23,432,542.38	23,432,542.38	23,432,542.38			23,432,542.38	
CSIP			0.93%	10,197,067.26	10,197,067.26	10,197,067.26			10,197,067.26	
				<u>45,629,609.64</u>	<u>45,621,640.12</u>	<u>45,833,691.12</u>			<u>45,887,910.37</u>	
US Treasury				6,500,000.00	\$ 6,472,480.48	\$ 6,570,189.50	97,709.02	33,385.78	\$ 6,603,575.28	UST
US Instrumentality				4,500,000.00	\$ 4,506,880.00	\$ 4,600,424.13	93,544.13	15,597.36	\$ 4,616,021.49	USI
Corporate Bonds				1,000,000.00	\$ 1,012,670.00	\$ 1,033,467.85	20,797.85	5,236.11	\$ 1,038,703.96	CB
Total				<u>12,000,000.00</u>	<u>\$ 11,992,030.48</u>	<u>\$ 12,204,081.48</u>	<u>212,051.00</u>	<u>54,219.25</u>	<u>12,258,300.73</u>	

High Plains Library District
Investment Maturities

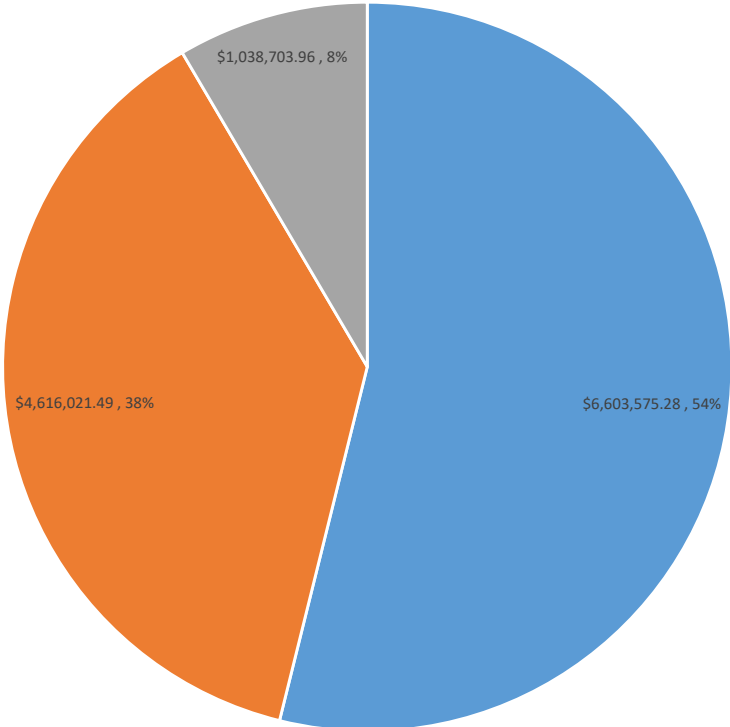


■ 2020 ■ 2021 ■ 2022

High Plains Library District
Investment
Cost and Market Value



Investment Categories



- US Treasury
- US Instrumentality
- Corporate Bonds