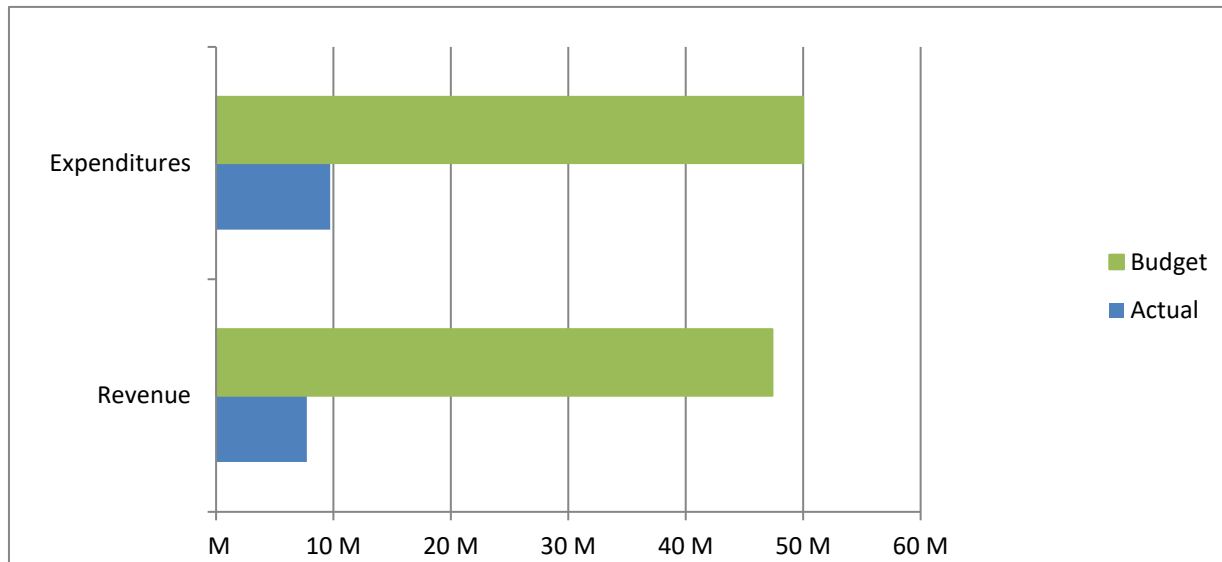


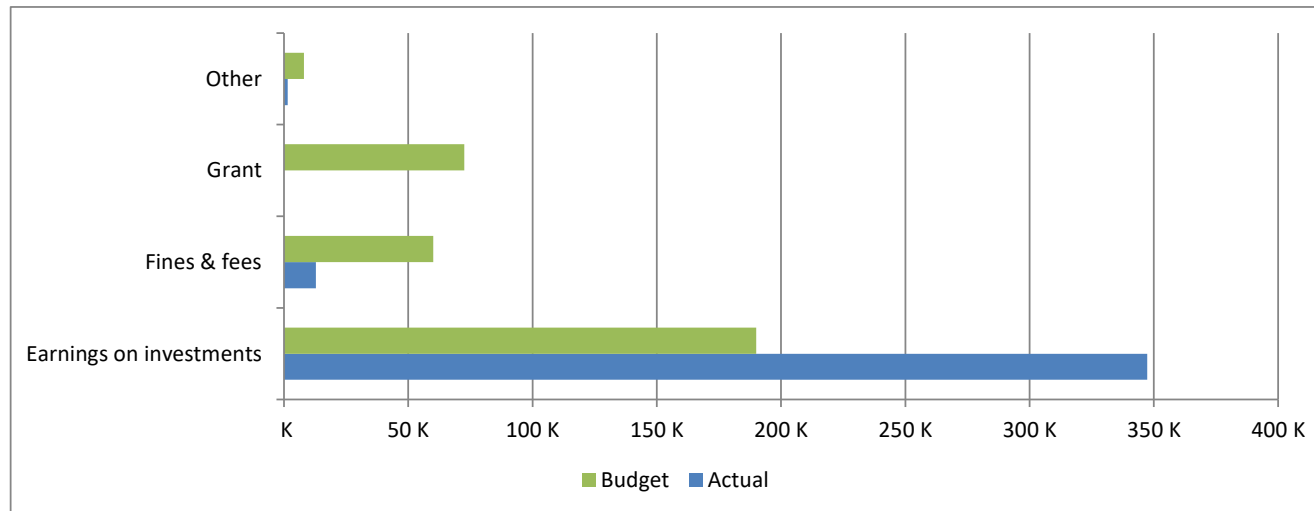
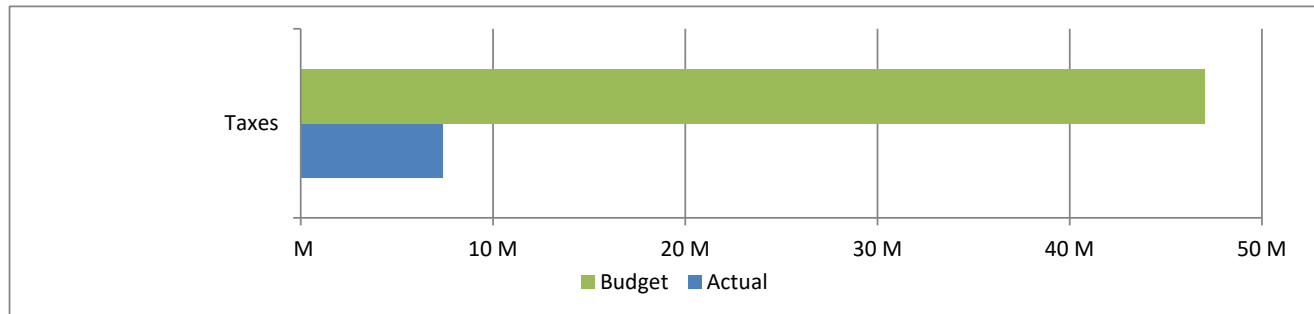
**High Plains Library District  
 Net Income (Loss) Actual vs Budget  
 For the Period Ended March 31, 2020  
 25.0% of budget year elapsed**

Income (Loss)	Year To Date Actual	Annual Budget	Variance	% of Actual to Annual Budget
Revenue	7,738,122	47,374,441	(39,636,319)	16.33%
Expenditures	9,705,981	49,988,669	40,282,688	19.42%
Total	<u>(1,967,859)</u>	<u>(2,614,228)</u>	646,369	

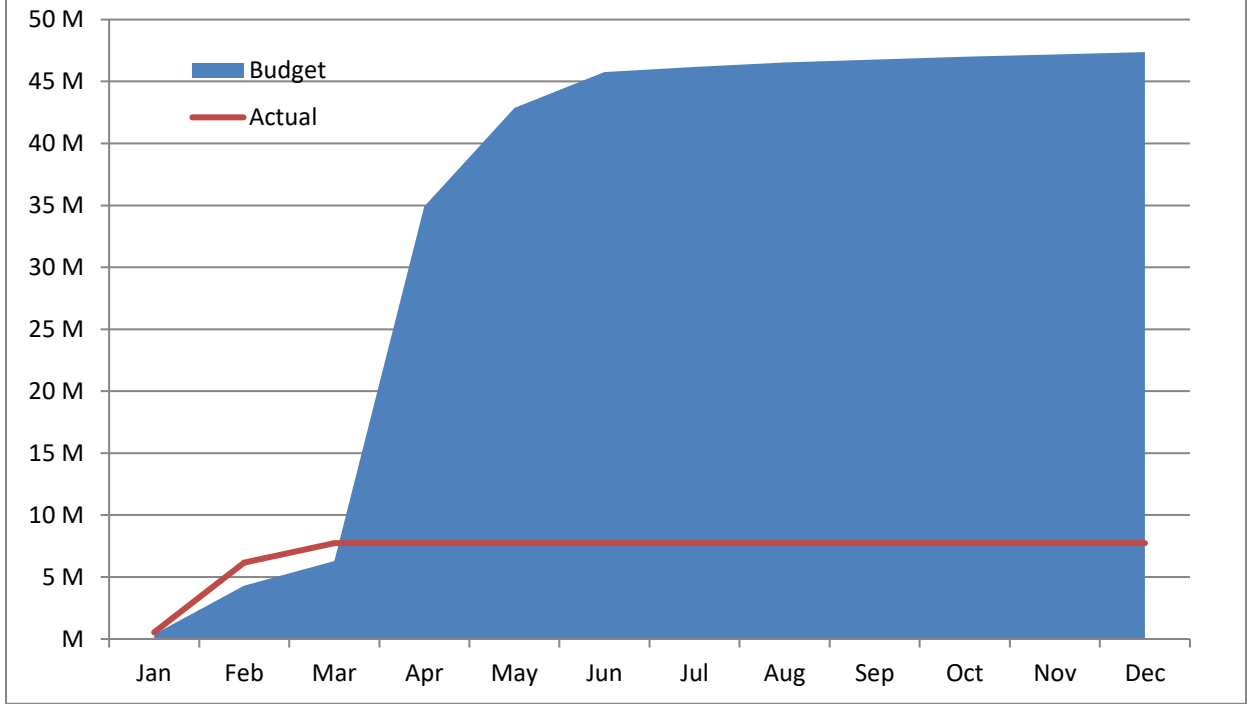


**High Plains Library District**  
**Net Income (Loss) Actual vs Budget**  
**For the Period Ended March 31, 2020**  
**25.0% of budget year elapsed**

Revenues	Year To Date Actual	Annual Budget	Variance	% of Actual to Annual Budget
Taxes	7,376,444	47,043,922	(39,667,478)	15.68%
Earnings on investments	347,324	190,000	157,324	182.80%
Fines & fees	12,875	60,000	(47,125)	21.46%
Grant	-	72,519	(72,519)	0.00%
Other	1,479	8,000	(6,521)	18.49%
<b>Total</b>	<b>7,738,122</b>	<b>47,374,441</b>	<b>(39,636,319)</b>	



## Accumulated Revenues



**High Plains Library District**  
**Net Income (Loss) Actual vs Budget**  
**For the Period Ended March 31, 2020**  
**25.0% of budget year elapsed**

Expenditures	Year To Date Actual	Annual Budget	Variance	% of Actual to Annual Budget
S & W / Benefits	2,542,531	12,888,443	10,345,912	19.73%
Operations	1,445,158	6,997,995	5,552,837	20.65%
Capital outlay	4,262,758	20,005,020	15,742,262	21.31%
Debt service	-	-	-	
Member tax distribution	1,455,534	10,097,211	8,641,677	14.42%
<b>Total</b>	<b>9,705,981</b>	<b>49,988,669</b>	<b>40,282,688</b>	<b>19.42%</b>

