



**The Magazines you know
and love, in digital format.**

Quick Guide

*Compatible with newer Apple
and Android devices and desktop
computers*

Need more help? Visit
<https://bit.ly/3pw4fVP>
to request a Book a Librarian
Appointment



First-time setup on a computer

These instructions are specific to computers. Instructions for mobile devices are available on the back of this pamphlet.

Before starting you will need:

- ♦ Internet access
- ♦ A valid library card and your library PIN (usually the last four digits of your phone number).

Follow the links on www.mylibrary.us to Stream & Download, click **eMagazines**, then click **Browse Magazines on Flipster**

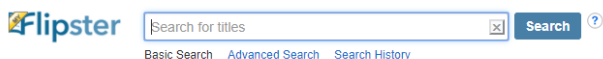
You may be asked to enter your Library barcode and PIN.

Borrower Barcode Number:	<input type="text" value="23455005223408"/>
PIN (Last 4 Digits of Phone #):	<input type="text" value="...."/>
<input type="button" value="Login"/>	

Once you are logged in, you can read the magazines by simply clicking on them,

Finding and Reading Magazines

Search for titles in the search bar at the top:

A screenshot of the Flipster website's search bar. On the left is the Flipster logo. To its right is a search input field with the placeholder text "Search for titles" and a clear button (an 'x' in a square). Further right is a blue "Search" button with a help icon (a question mark in a circle) to its right. Below the search bar are three links: "Basic Search", "Advanced Search", and "Search History".

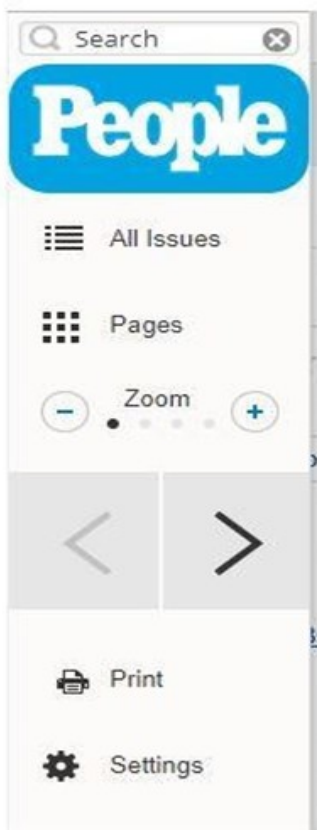
Categories

Automotive
Business
Entertainment
Family & Kids
Fitness & Health
Food & Cooking
History
Hobbies, Interests, & DIY
Home & Garden
Lifestyle
Men's Interest
News & Politics
Science & Technology
Travel & Regional
Women's Interest

Or
browse
categories

On a computer, you must be connected to the internet to view magazines. They are not available for offline viewing.

Use the menu on the right of the cover to navigate the magazine.



Use the search box to search within the magazine.

Click All issues to see a list of available issues

Adjust the size with zoom

Use these arrows to turn the page

Print available pages (Available print options are determined by the publisher.)

Answers to Frequently asked questions:

There is no limit to the number of magazines you can download.

Some magazines will expire, but can be checked out again

If you don't see the magazine title you would like to read, contact us to see if we can add it.

Flipster for Mobile Devices

For access from **mobile devices**, download the free **Flipster App** from your App store. Install and open the app.

Tap **Get Started**.

Type **High Plains Library District** into the search box.

Locate High Plains Library District on the list and tap **Login**.

If prompted, type your HPLD library barcode number into the box labeled **Borrower Barcode Number**, enter your PIN, then tap **Login**.



Use the menu at the bottom of the screen to navigate through the app.

Explore: Search for magazines or browse available titles.

My Shelf: View your downloaded magazine. Tap on the cover to open, or use the trash can icon to delete.

Read: Read your downloaded magazines. Swipe left or right to turn pages. Use the square icon in the upper left to toggle full page, and the menu icon on the right to preview the issue.



Explore



My Shelf



Read

To read a magazine in the app, either tap the download button—



Dec 2021



The glasses means it is downloaded and ready to read.



Dec 2021



Download button

—or tap the magazine cover, then tap

Download. Selecting the magazine cover will also allow you to read past issues.

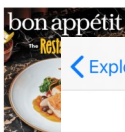
< Explore

Bon Appetit

Download More Issues



Nov 2021



Oct 2021

< Explore

Bon Appetit



Sep 2021



Aug 2021



Download