



*Stream or download music,
videos and audiobooks*

Quick Guide for Freegal Setup

What you need to get started:

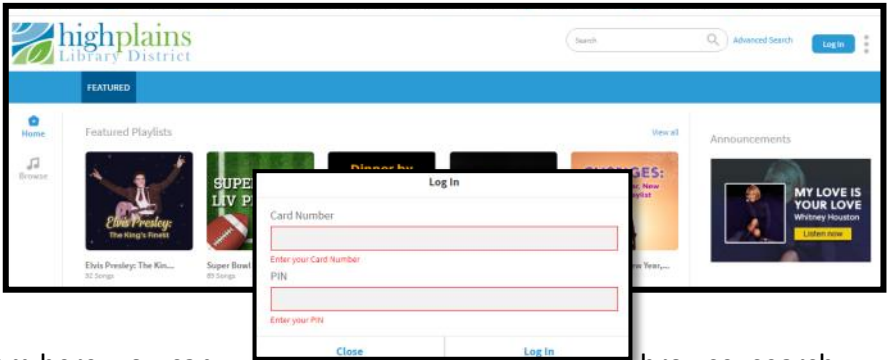
- Library Card and PIN (last 4 digits of phone number)
- WiFi or data connection
- Computer or device



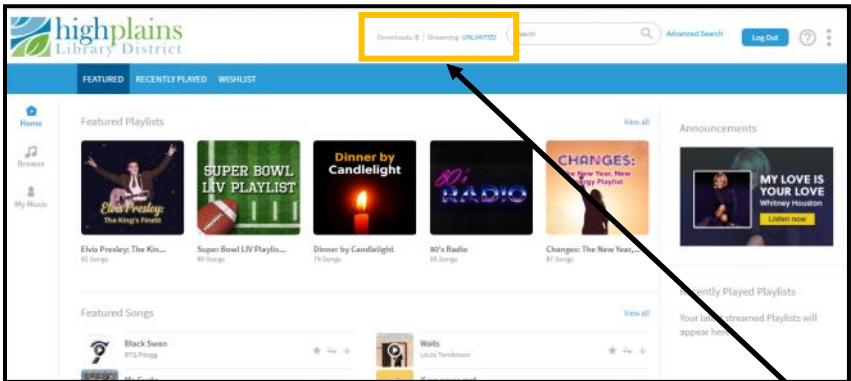
What you need to get started with Freegal:

On a computer—sign in to your Freegal Account by visiting mylibrary.us
—> Stream and Download —> Browse Music on Freegal

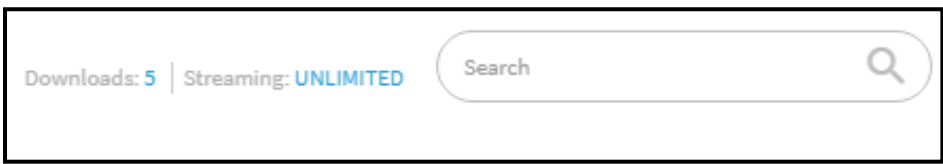
Sign in to your account using your Library card and PIN



From here, you can browse, search, download, stream (unlimited), and explore the collections Freegal has to offer.



You start with 5 downloads every week! Remaining downloads show at the top of the page.



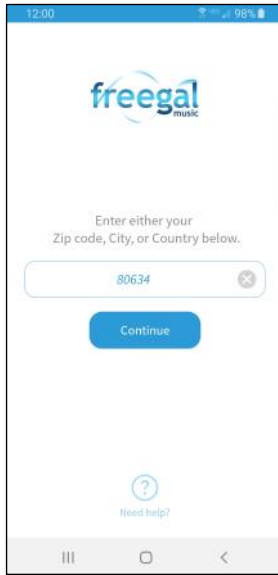
Using the Freegal mobile app:

Visit your app store,
e.g. Google Play or
Apple's App Store

Download the
Freegal Music App



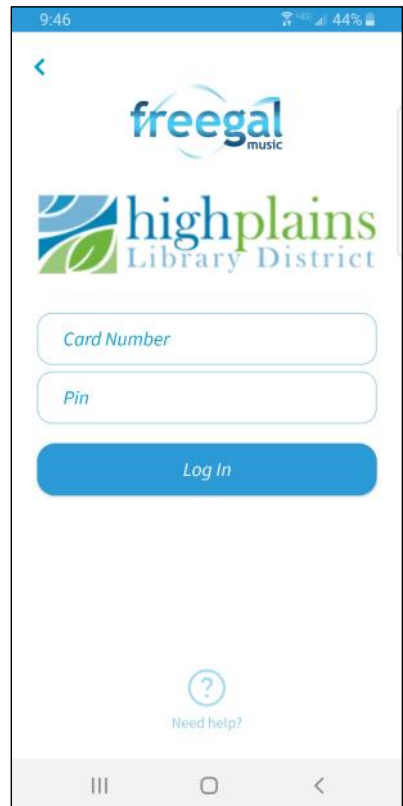
Find your library—
enter your Zip Code or
City, hit continue.

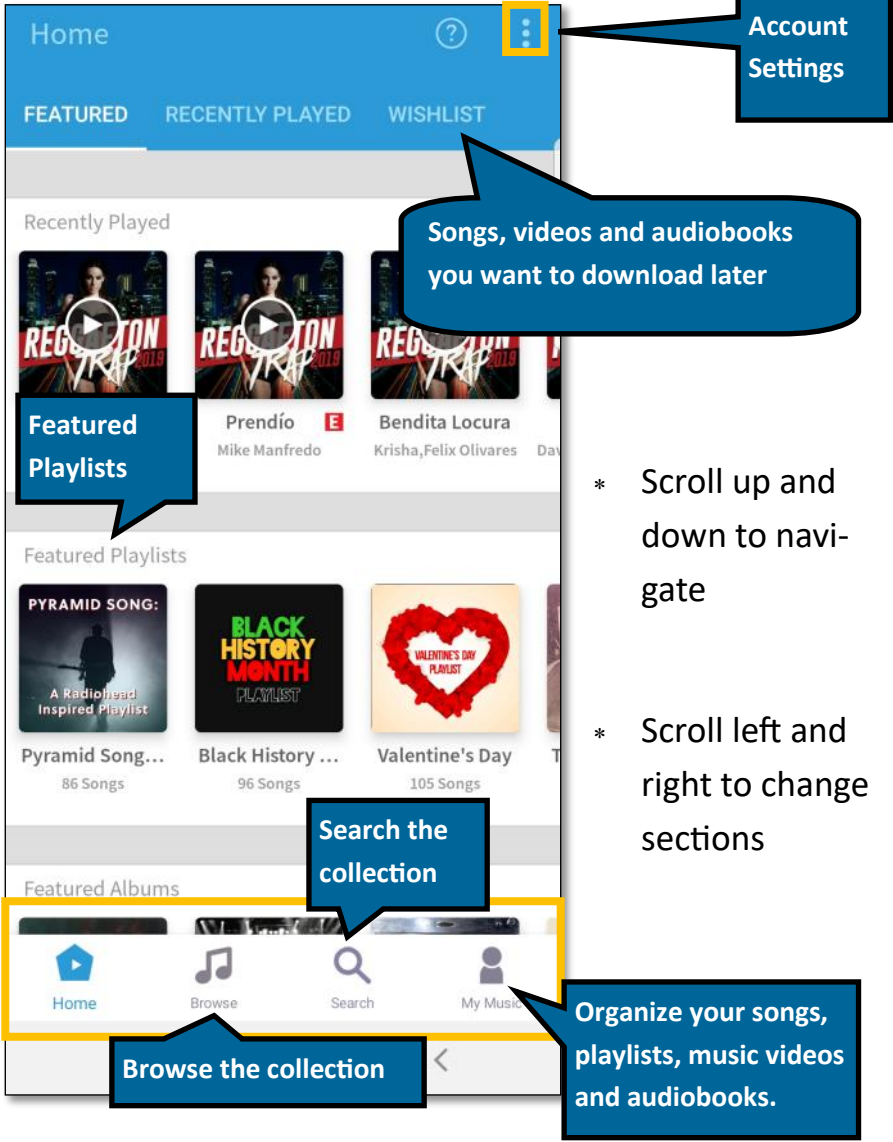


Select **High Plains Library District**
from the list.

Log in with your library card
and PIN (Your PIN is the last
four digits of your phone
number).

Call us if you need to reset
your PIN.





You get:

- 5 free downloads per week, and
- Unlimited Streaming

If you have any questions, feel free to call us at 1-888-861-7323

Or

Visit MyLibrary.us → Services to make a Book-a-Librarian appointment at your preferred location and we will take you through the process step-by-step