



First-time setup on a computer

The Magazines you know and love,



available digitally.

Before starting you will need:

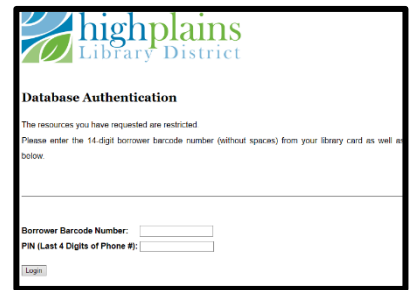
- ◆ Internet access
- ◆ A valid library card and your library PIN (usually the last four digits of your phone number).

Follow the links on www.MyLibrary.us to Stream & Download, click **eMagazines**, then click **Browse Magazines on Flipster**

Quick Guide

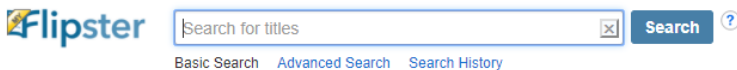
You may be asked to enter your Library barcode and PIN.

Once you've entered your library barcode and PIN, you will see the Flipster home page and magazine collection.



Finding and Reading Magazines

Search for titles in the search bar at the top:



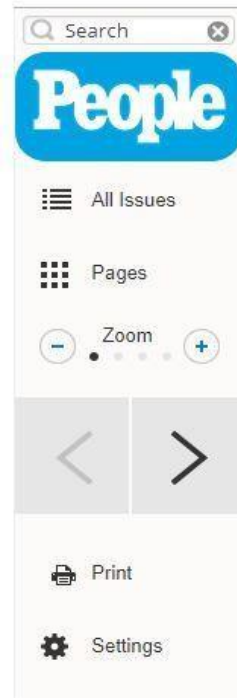
Or you can browse categories.

On a computer, you must be connected to the internet to view magazines. They are not available for offline viewing.

You can read the magazines by simply clicking on them. Use the search box to search within the magazine.

Click "All Issues" to see a list of available issues

Adjust the size of text with zoom



Use the search box to search within the magazine.

Click All issues to see a list of available issues

Adjust the size with zoom

Use these arrows to turn the page

Print available pages (Available print options are determined by the publisher.)

Flipster for Mobile Devices

For access from **mobile devices**, download the free **Flipster App** from your App store.

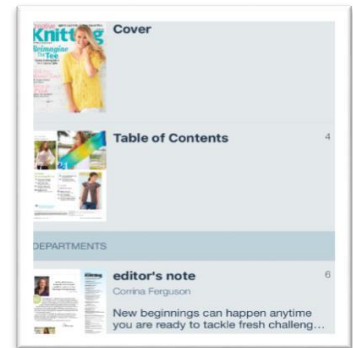
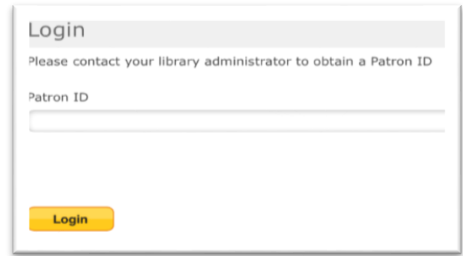
Install and open the app

Click “Get Started”

Type “High Plains Library District” into the search box.

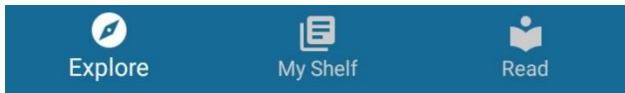
Locate High Plains Library District on the list and click “log in”

Type your HPLD library barcode number into the box labeled “Patron ID”



Using Flipster

Use the menu at the bottom of the screen to navigate through the app.

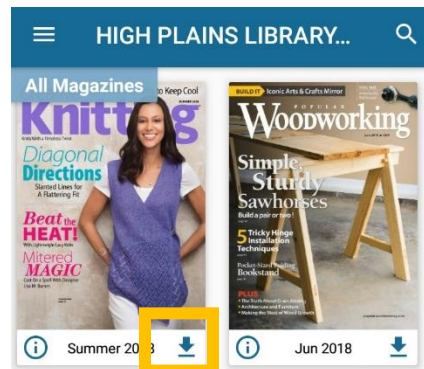


Explore: Search for magazines or browse available titles. Use the icon to sort.

My Shelf: View your downloaded magazine. Tap on the cover to open, or use the trashcan icon to delete.

Read: Swipe left or right to turn pages. Use the square icon in the upper left to toggle full page, and the menu icon on the right to preview the issue.

To download a magazine for offline reading in the app, either tap the download button.... or tap the magazine cover, then tap **DOWNLOAD**



Answers to Frequently asked questions:

- There is no limit to the number of magazines you can download.
- Some magazines will expire, but can be downloaded again

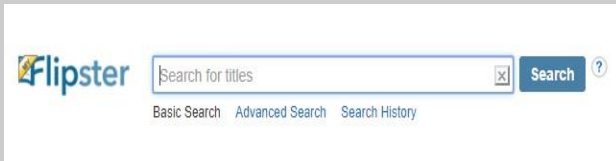
*For a personalized tour of Flipster provided by one of our Flipster
Experts,*

Book a Librarian by visiting:

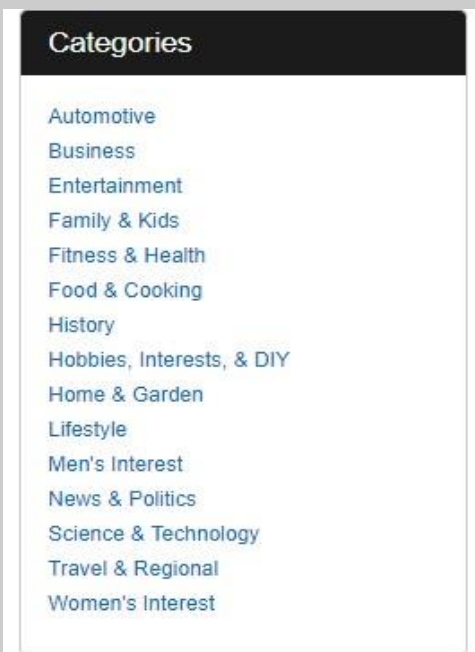
www.MyLibrary.us/services/#book_a_librarian

Finding and checking out magazines

Using the Flipster Search box, search for titles



Or browse categories.



After Downloading, use the menu to the right of the cover to navigate the magazine





or call
1-888-861-7323