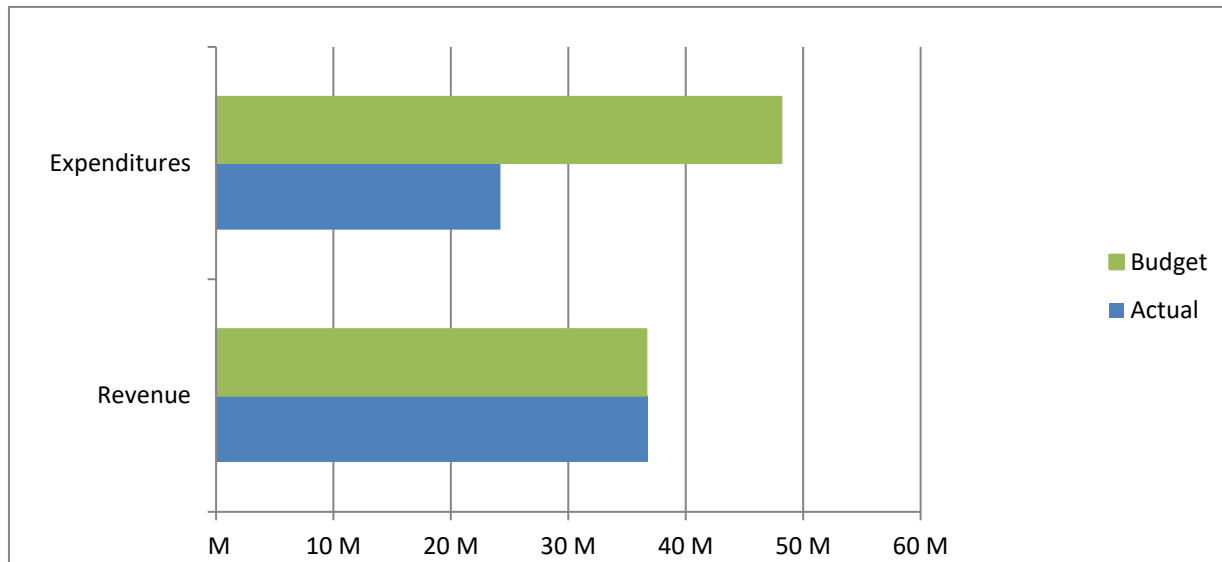


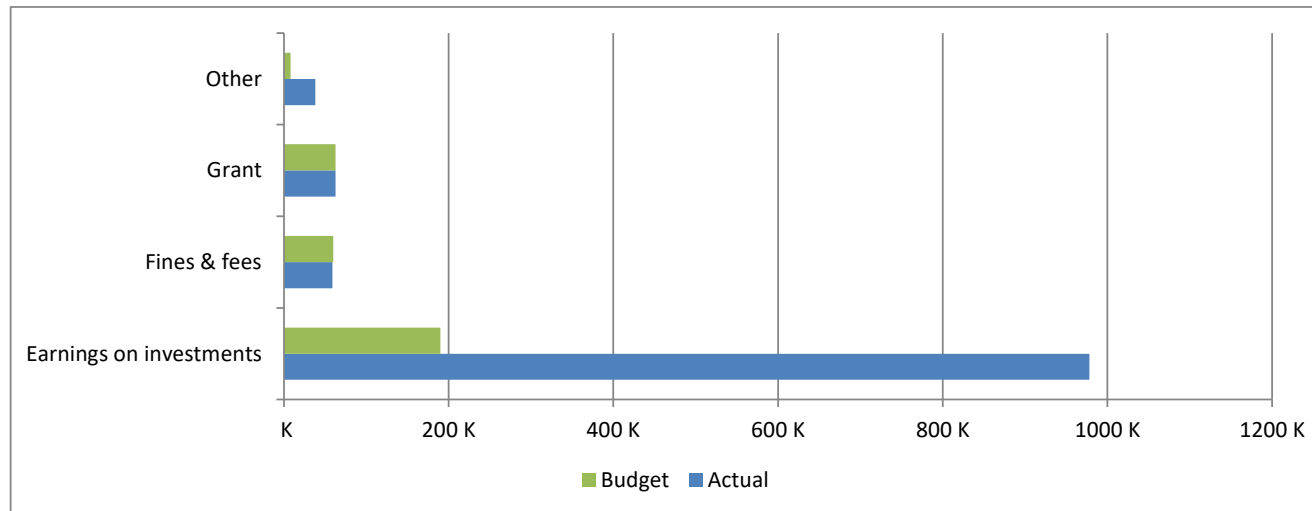
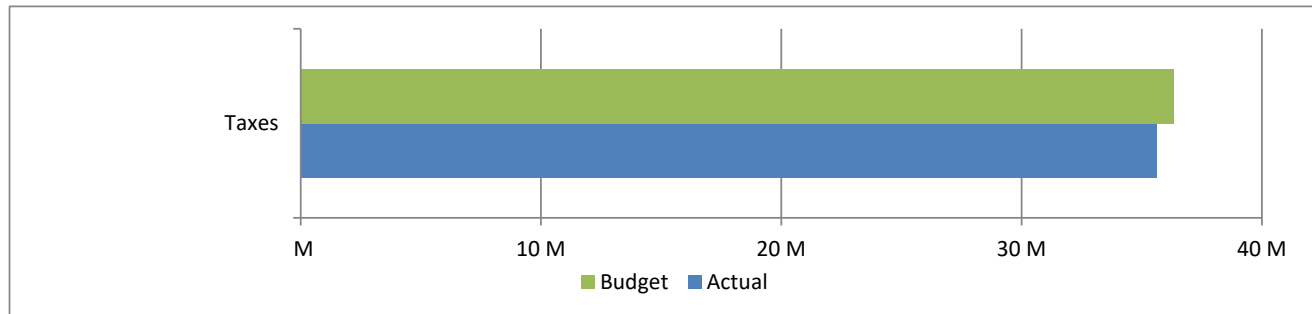
**High Plains Library District**  
**Net Income (Loss) Actual vs Budget**  
**For the Period Ended November 30, 2019**  
**91.7% of budget year elapsed**

Income (Loss)	Year To Date Actual	Annual Budget	Variance	% of Actual to Annual Budget
Revenue	36,776,481	36,650,181	126,300	100.34%
Expenditures	24,212,035	48,128,918	23,916,883	50.31%
Total	12,564,446	(11,478,737)	24,043,183	

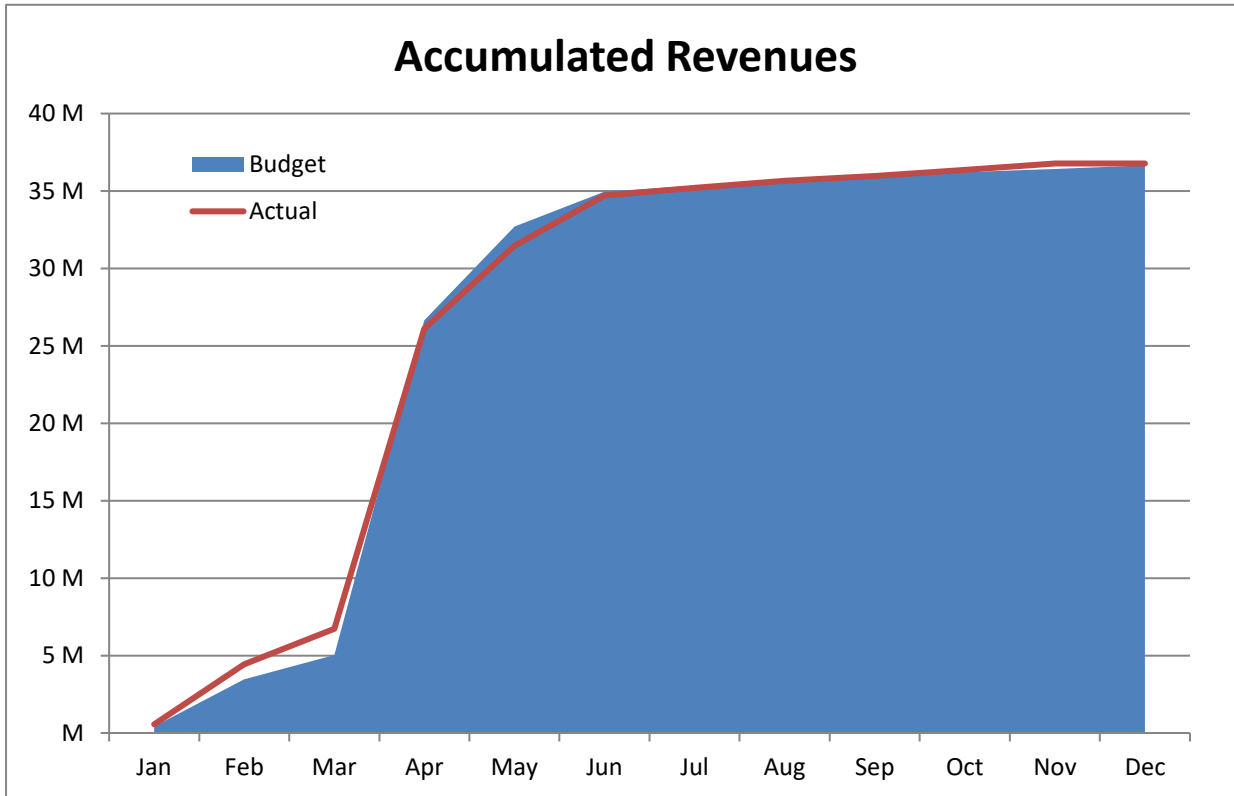


**High Plains Library District**  
**Net Income (Loss) Actual vs Budget**  
**For the Period Ended November 30, 2019**  
**91.7% of budget year elapsed**

Revenues	Year To Date Actual	Annual Budget	Variance	% of Actual to Annual Budget
Taxes	35,639,108	36,329,590	(690,482)	98.10%
Earnings on investments	978,107	190,000	788,107	514.79%
Fines & fees	58,745	60,000	(1,255)	97.91%
Grant	62,591	62,591	-	100.00%
Other	37,930	8,000	29,930	474.13%
<b>Total</b>	<b>36,776,481</b>	<b>36,650,181</b>	<b>126,300</b>	



## Accumulated Revenues



**High Plains Library District**  
**Net Income (Loss) Actual vs Budget**  
**For the Period Ended November 30, 2019**  
**91.7% of budget year elapsed**

Expenditures	Year To Date Actual	Annual Budget	Variance	% of Actual to Annual Budget
S & W / Benefits	9,090,593	11,829,189	2,738,596	76.85%
Operations	4,879,777	6,224,004	1,344,227	78.40%
Capital outlay	2,427,999	22,269,100	19,841,101	10.90%
Debt service	125,081	165,000	39,919	75.81%
Member tax distribution	7,688,585	7,641,625	(46,960)	100.61%
<b>Total</b>	<b>24,212,035</b>	<b>48,128,918</b>	<b>23,916,883</b>	<b>50.31%</b>

