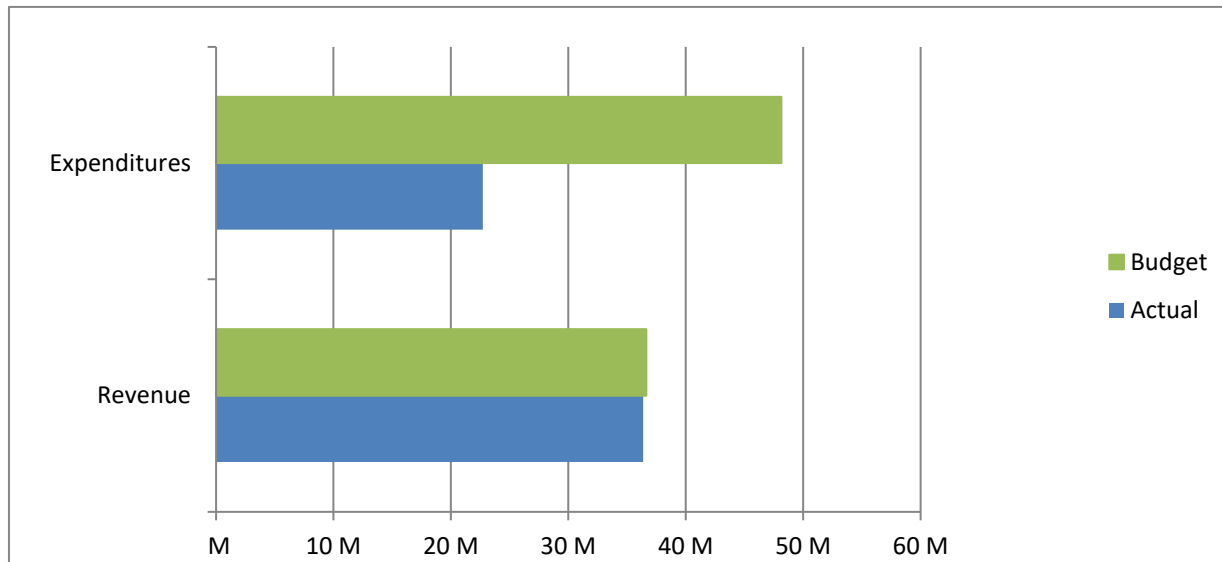


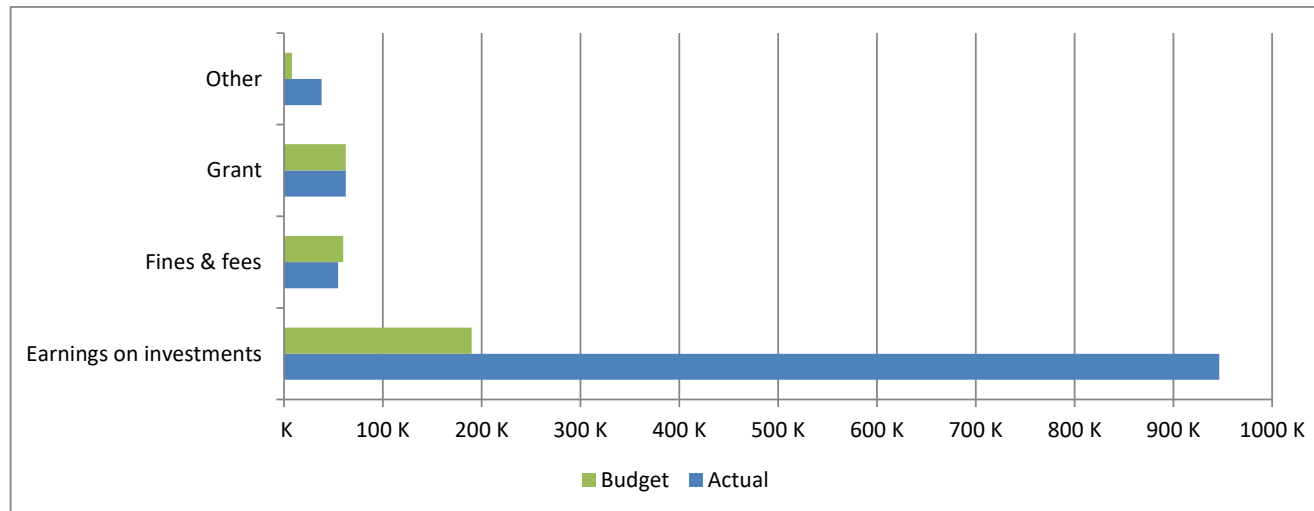
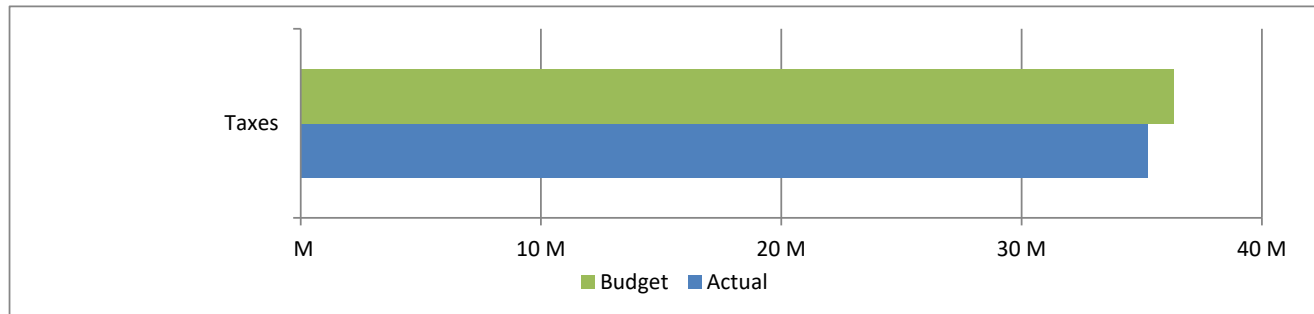
High Plains Library District
Net Income (Loss) Actual vs Budget
For the Period Ended October 31, 2019
83.3% of budget year elapsed

Income (Loss)	Year To Date Actual	Annual Budget	Variance	% of Actual to Annual Budget
Revenue	36,359,282	36,650,181	(290,899)	99.21%
Expenditures	22,706,780	48,128,918	25,422,138	47.18%
Total	13,652,502	(11,478,737)	25,131,239	

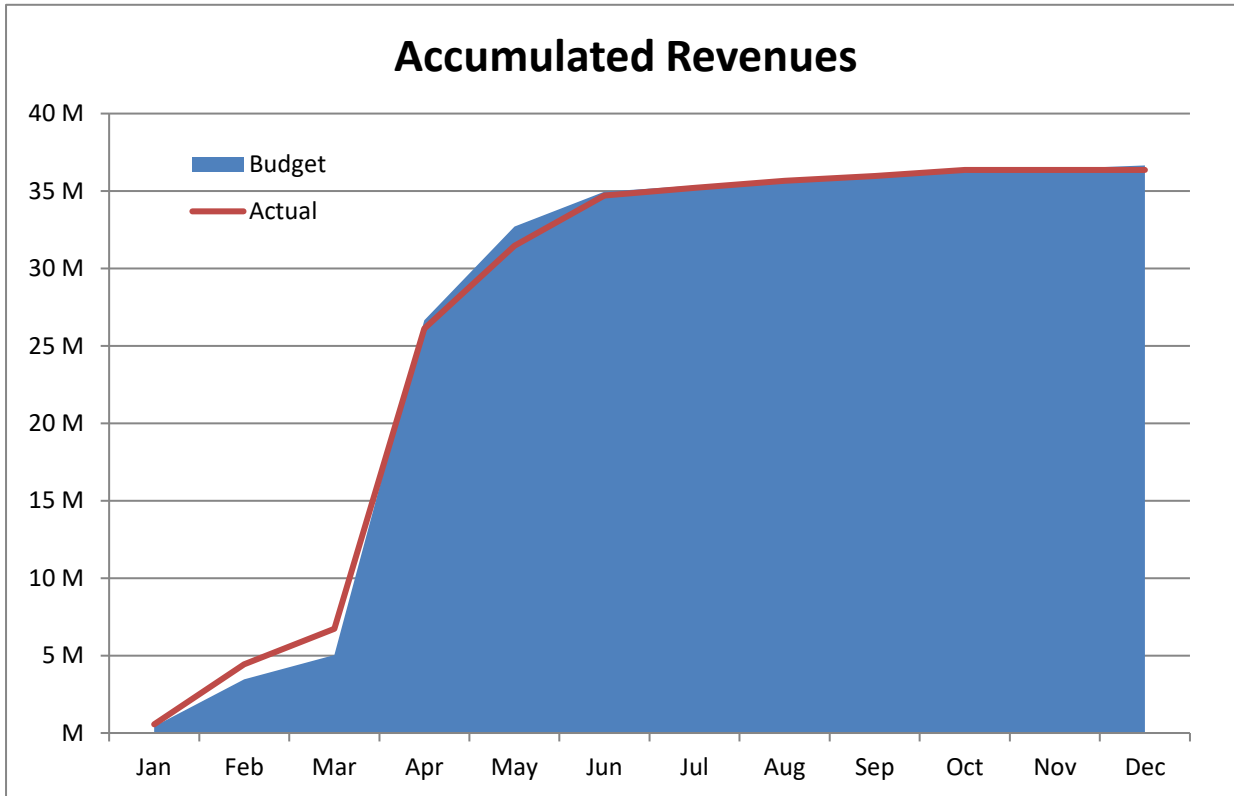


High Plains Library District
Net Income (Loss) Actual vs Budget
For the Period Ended October 31, 2019
83.3% of budget year elapsed

Revenues	Year To Date Actual	Annual Budget	Variance	% of Actual to Annual Budget
Taxes	35,257,532	36,329,590	(1,072,058)	97.05%
Earnings on investments	946,454	190,000	756,454	498.13%
Fines & fees	54,685	60,000	(5,315)	91.14%
Grant	62,591	62,591	-	100.00%
Other	38,020	8,000	30,020	475.25%
Total	36,359,282	36,650,181	(290,899)	



Accumulated Revenues



High Plains Library District
Net Income (Loss) Actual vs Budget
For the Period Ended October 31, 2019
83.3% of budget year elapsed

Expenditures	Year To Date	Annual	Variance	% of Actual to Annual Budget
	Actual	Budget		
S & W / Benefits	8,294,205	11,829,189	3,534,984	70.12%
Operations	4,514,058	6,224,004	1,709,946	72.53%
Capital outlay	2,195,788	22,269,100	20,073,312	9.86%
Debt service	16,644	165,000	148,356	10.09%
Member tax distribution	7,686,085	7,641,625	(44,460)	100.58%
Total	22,706,780	48,128,918	25,422,138	47.18%

