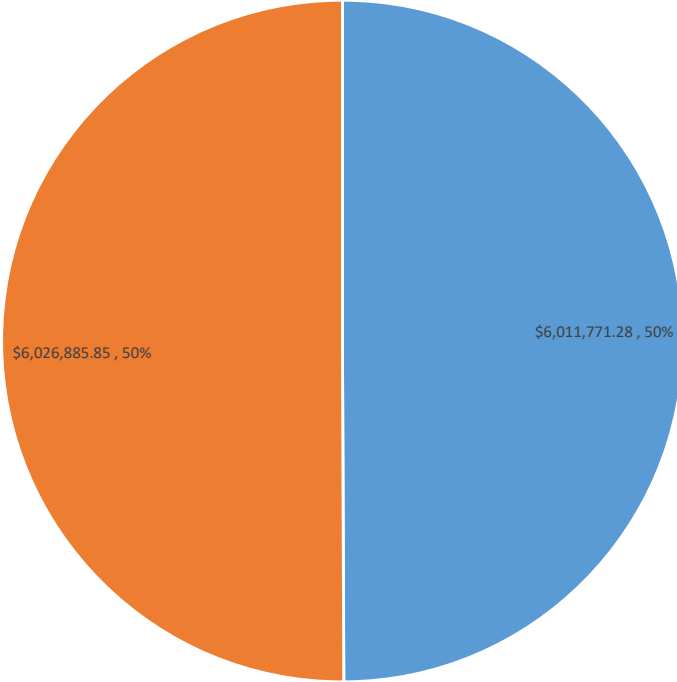


High Plains Library District  
Investment maturities  
Per June 2019 Public Trustee Advisors Statement

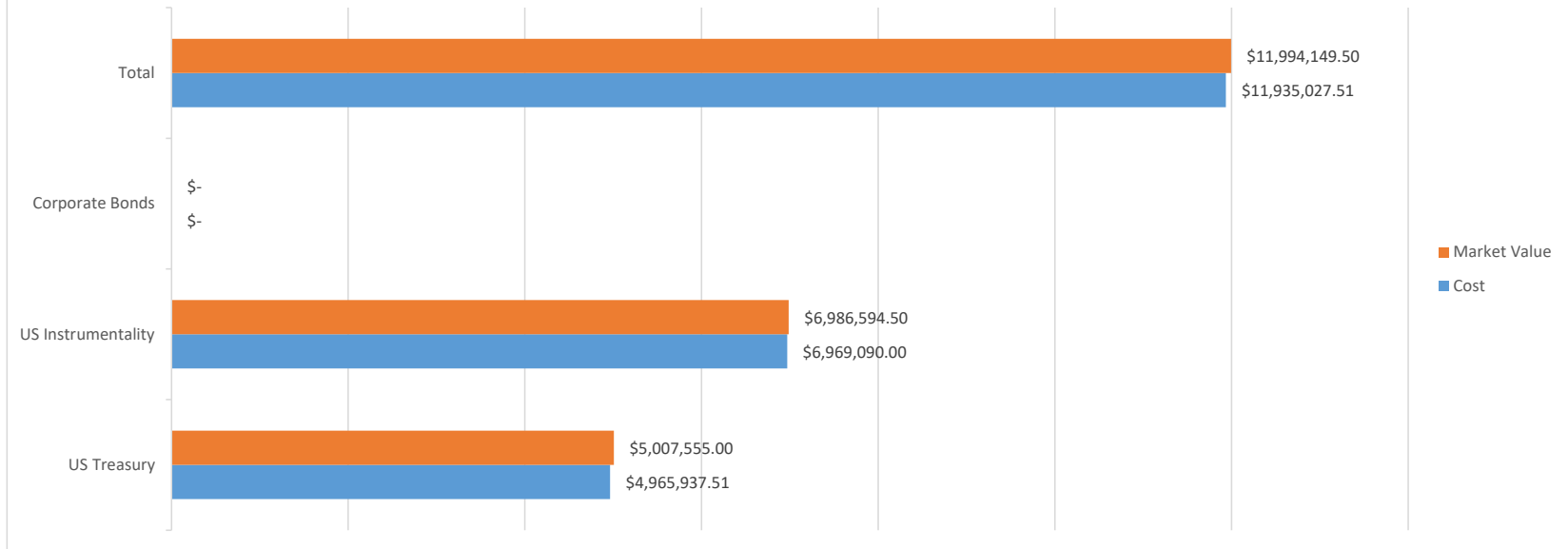
	CUSIP	Maturity Date	Yield	Units	Cost	Market Value	Unrealized Gain (Loss)	Accrued	Market Value plus Accrued	
Federal Home Loan Bank										
US Treasury	912828K5	7/31/2019	2.161%	1,000,000.00	990,273.44	999,274.00	9,000.56	5,735.50	1,005,009.50	UST
FHLMC	3137EAEH8	8/15/2019	2.183%	1,000,000.00	990,700.00	998,934.00	8,234.00	5,194.44	1,004,128.44	USI
FNMA	3135G0ZG1	9/12/2019	2.242%	1,000,000.00	992,780.00	998,970.00	6,190.00	5,298.61	1,004,268.61	USI
Federal Home Loan Bank	3130ABTD8	10/18/2019	2.197%	2,000,000.00	1,997,380.00	1,995,426.00	(1,954.00)	5,880.56	2,001,306.56	USI
US Treasury	912828U32	11/15/2019	2.115%	1,000,000.00	991,328.13	995,781.00	4,452.87	1,277.17	997,058.17	UST
Total		2019		<u>6,000,000.00</u>	<u>\$ 5,962,461.57</u>	<u>5,988,385.00</u>	<u>25,923.43</u>	<u>23,386.28</u>	<u>\$ 6,011,771.28</u>	
FNMA	3135G0A78	1/21/2020	2.088%	1,000,000.00	\$ 992,430.00	997,414.00	4,984.00	7,222.22	1,004,636.22	USI
Federal Home Loan Mortgage Corp.	3134G3QR4	3/5/2020	2.004%	500,000.00	\$ 505,590.00	499,982.00	(5,608.00)	3,222.22	503,204.22	USI
Federal Home Loan Bank	313378J77	3/13/2020	2.096%	500,000.00	\$ 495,650.00	499,222.50	3,572.50	2,812.50	502,035.00	USI
US Treasury	9128284Q0	5/31/2020	2.014%	1,000,000.00	\$ 996,054.69	1,004,414.00	8,359.31	2,117.49	1,006,531.49	UST
US Treasury	912828XU9	6/15/2020	1.964%	1,000,000.00	\$ 984,882.81	995,586.00	10,703.19	655.74	996,241.74	UST
FNMA	3135G0RM7	10/30/2020	1.884%	1,000,000.00	\$ 994,560.00	996,646.00	2,086.00	2,761.94	999,407.94	USI
US Treasury	9128285Q9	11/30/2020	1.856%	1,000,000.00	\$ 1,003,398.44	1,012,500.00	9,101.56	2,329.24	1,014,829.24	UST
		2020		<u>6,000,000.00</u>	<u>5,972,565.94</u>	<u>6,005,764.50</u>	<u>33,198.56</u>	<u>21,121.35</u>	<u>\$ 6,026,885.85</u>	
Total Portfolio				<u>12,000,000.00</u>	<u>11,935,027.51</u>	<u>11,994,149.50</u>	<u>59,121.99</u>	<u>44,507.63</u>	<u>12,038,657.13</u>	
ColoTrust			2.47%	32,924,766.07	32,924,766.07	32,924,766.07			32,924,766.07	
CSIP			2.44%	10,048,104.24	10,048,104.24	10,048,104.24			10,048,104.24	
				<u>54,972,870.31</u>	<u>54,907,897.82</u>	<u>54,967,019.81</u>			<u>55,011,527.44</u>	
US Treasury				5,000,000.00	\$ 4,965,937.51	\$ 5,007,555.00	41,617.49	12,115.14	\$ 5,019,670.14	UST
US Instrumentality				7,000,000.00	\$ 6,969,090.00	\$ 6,986,594.50	17,504.50	32,392.49	\$ 7,018,986.99	USI
Corporate Bonds				-	\$ -	\$ -	-	-	\$ -	CB
Total				<u>12,000,000.00</u>	<u>\$ 11,935,027.51</u>	<u>\$ 11,994,149.50</u>	<u>59,121.99</u>	<u>44,507.63</u>	<u>12,038,657.13</u>	

High Plains Library District  
Investment Maturities

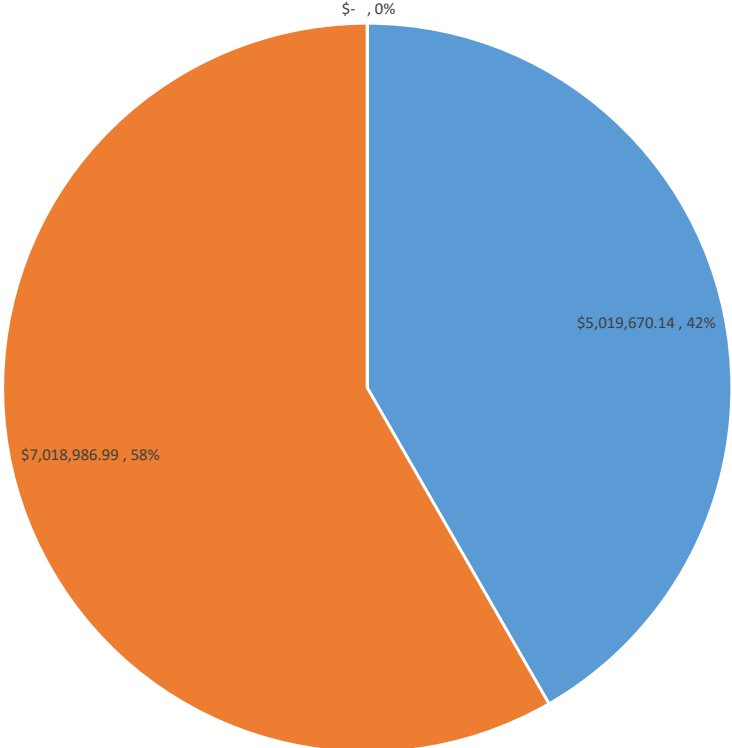


■ 2019 ■ 2020

High Plains Library District  
Investment  
Cost and Market Value



Investment Categories



- US Treasury
- US Instrumentality
- Corporate Bonds