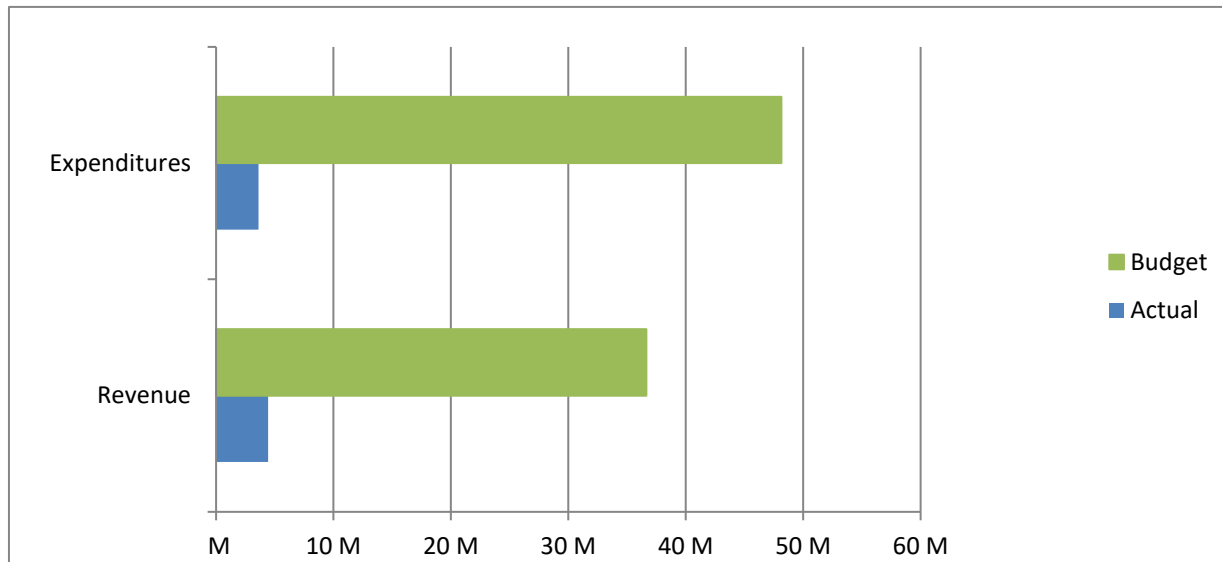


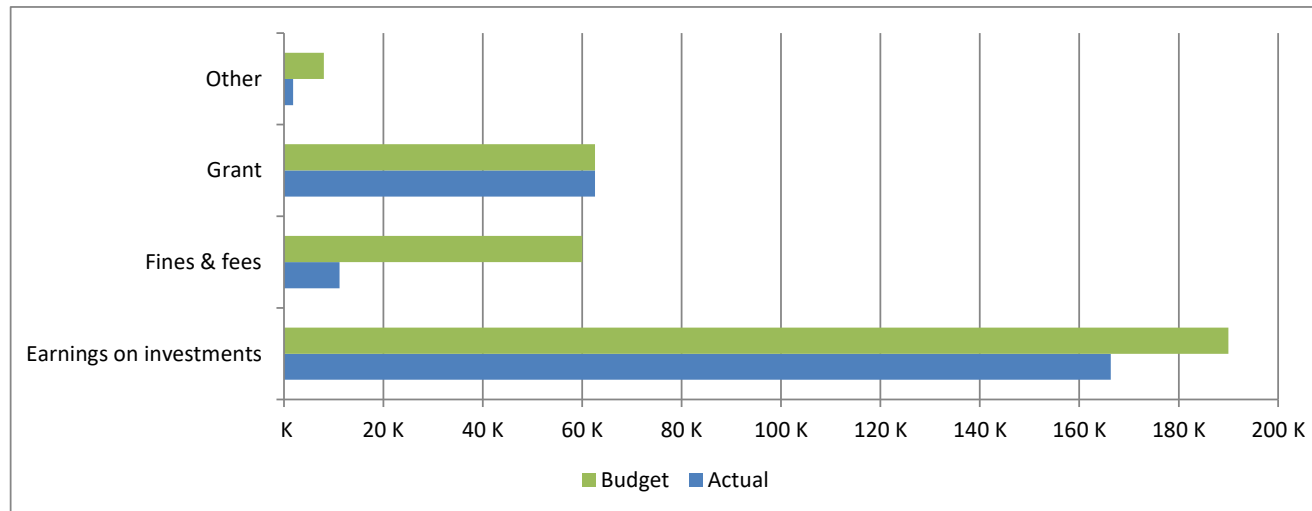
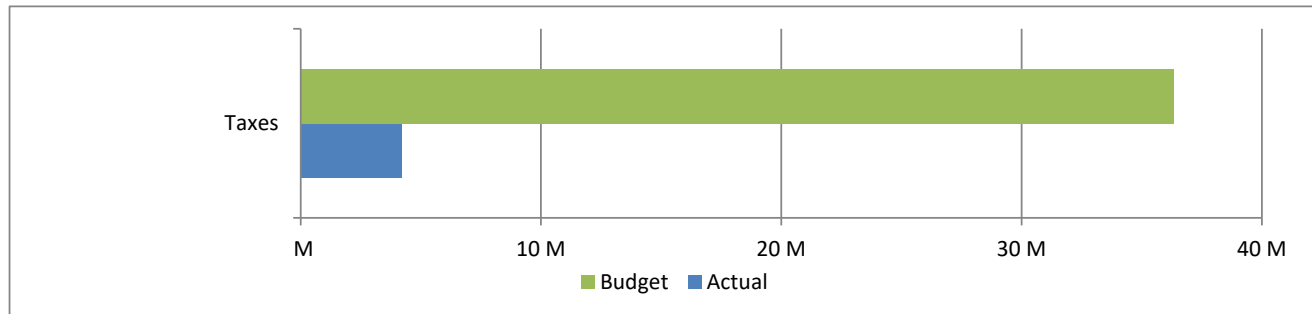
High Plains Library District
Net Income (Loss) Actual vs Budget
For the Period Ended February 28, 2019
16.7% of budget year elapsed

Income (Loss)	Year To Date Actual	Annual Budget	Variance	% of Actual to Annual Budget
Revenue	4,429,926	36,650,181	(32,220,255)	12.09%
Expenditures	3,612,234	48,128,918	44,516,684	7.51%
Total	817,692	(11,478,737)	12,296,429	

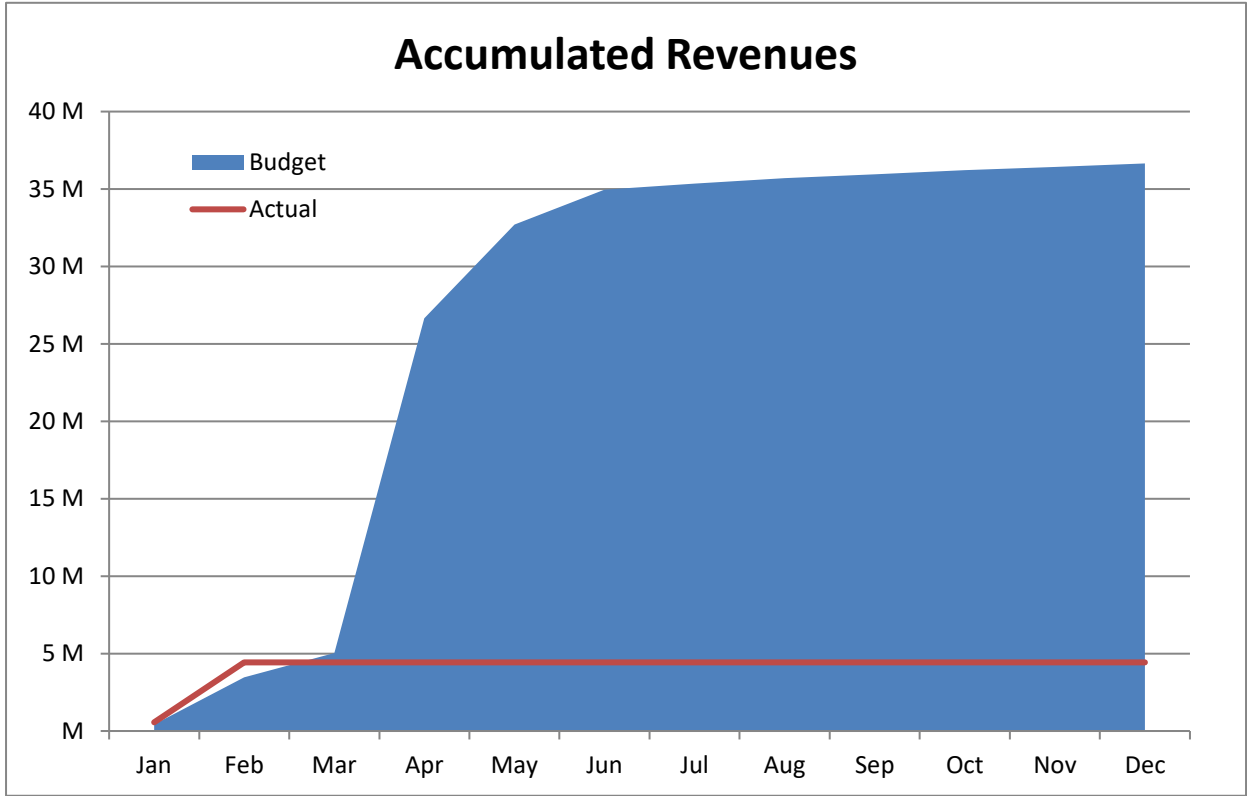


High Plains Library District
Net Income (Loss) Actual vs Budget
For the Period Ended February 28, 2019
16.7% of budget year elapsed

Revenues	Year To Date Actual	Annual Budget	Variance	% of Actual to Annual Budget
Taxes	4,188,033	36,329,590	(32,141,557)	11.53%
Earnings on investments	166,316	190,000	(23,684)	87.53%
Fines & fees	11,177	60,000	(48,823)	18.63%
Grant	62,591	62,591	-	100.00%
Other	1,809	8,000	(6,191)	22.61%
Total	4,429,926	36,650,181	(32,220,255)	



Accumulated Revenues



High Plains Library District
Net Income (Loss) Actual vs Budget
For the Period Ended February 28, 2019
16.7% of budget year elapsed

Expenditures	Year To Date Actual	Annual Budget	Variance	% of Actual to Annual Budget
S & W / Benefits	1,680,942	11,829,189	10,148,247	14.21%
Operations	969,087	6,224,004	5,254,917	15.57%
Capital outlay	74,930	22,269,100	22,194,170	0.34%
Debt service		165,000	165,000	0.00%
Member tax distribution	887,275	7,641,625	6,754,350	11.61%
Total	3,612,234	48,128,918	44,516,684	7.51%

