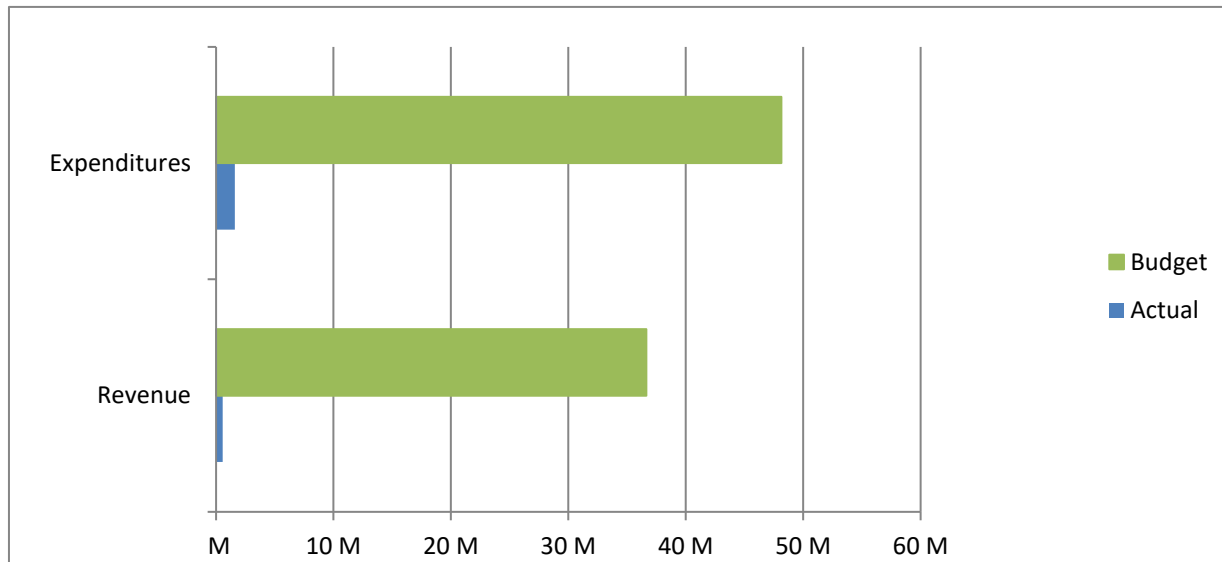


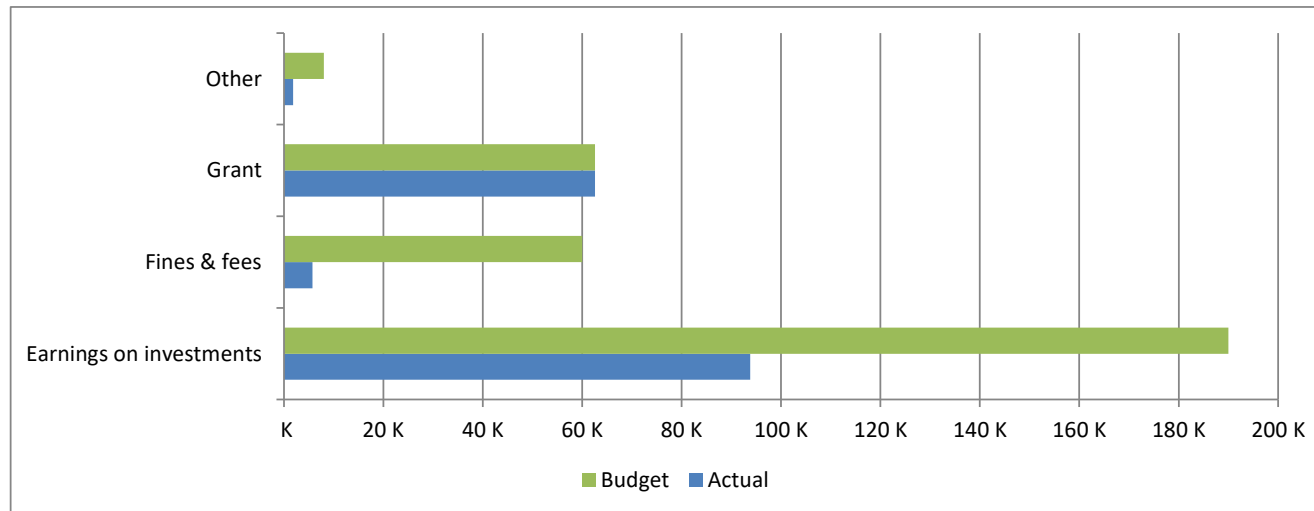
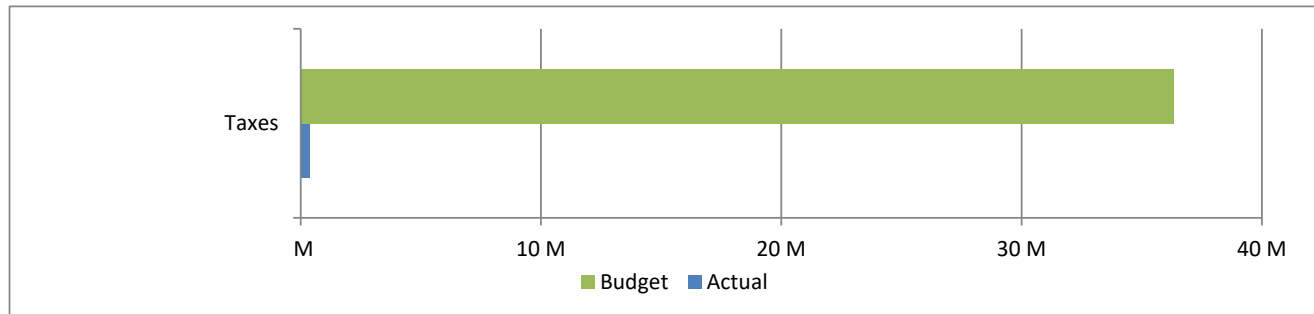
High Plains Library District
Net Income (Loss) Actual vs Budget
For the Period Ended January 31, 2019
8.3% of budget year elapsed

Income (Loss)	Year To Date Actual	Annual Budget	Variance	% of Actual to Annual Budget
Revenue	559,948	36,650,181	(36,090,233)	1.53%
Expenditures	1,587,107	48,128,918	46,541,811	3.30%
Total	<u>(1,027,159)</u>	<u>(11,478,737)</u>	<u>10,451,578</u>	

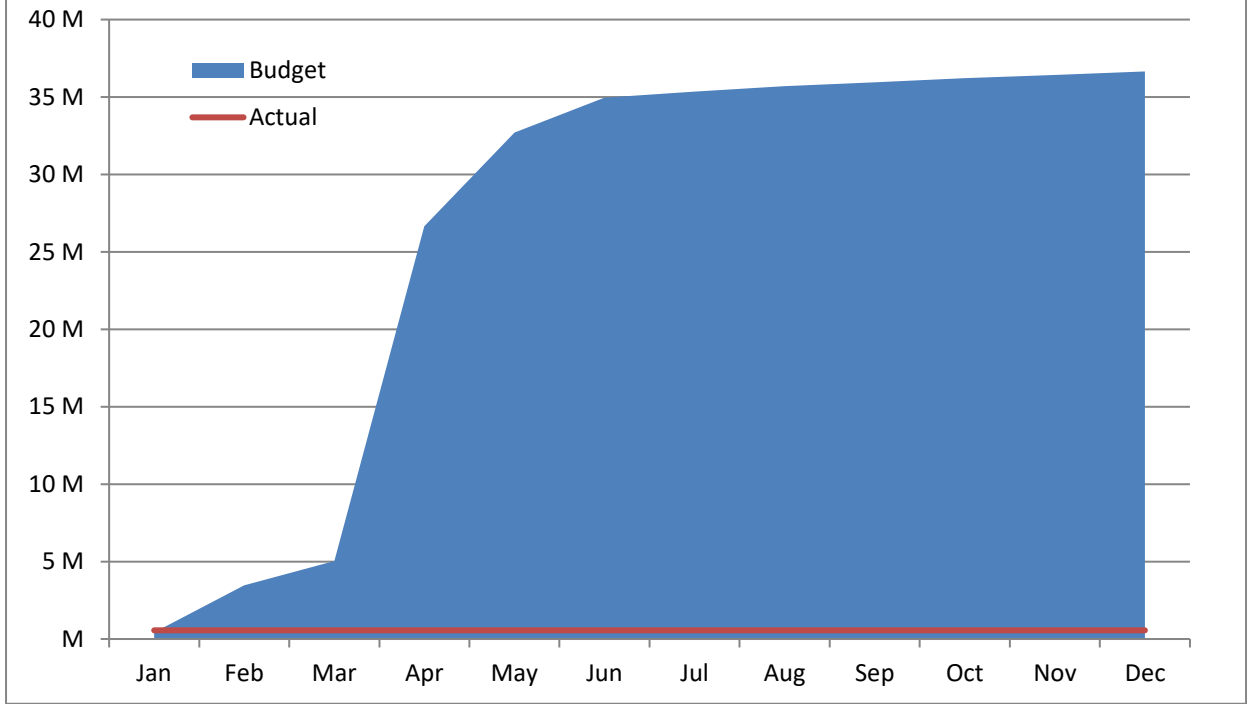


High Plains Library District
Net Income (Loss) Actual vs Budget
For the Period Ended January 31, 2019
8.3% of budget year elapsed

Revenues	Year To Date Actual	Annual Budget	Variance	% of Actual to Annual Budget
Taxes	396,038	36,329,590	(35,933,552)	1.09%
Earnings on investments	93,798	190,000	(96,202)	49.37%
Fines & fees	5,707	60,000	(54,293)	9.51%
Grant	62,591	62,591	-	100.00%
Other	1,814	8,000	(6,186)	22.68%
Total	559,948	36,650,181	(36,090,233)	



Accumulated Revenues



High Plains Library District
Net Income (Loss) Actual vs Budget
For the Period Ended January 31, 2019
8.3% of budget year elapsed

Expenditures	Year To Date	Annual	Variance	% of Actual to Annual Budget
	Actual	Budget		
S & W / Benefits	912,251	11,829,189	10,916,938	7.71%
Operations	621,395	6,224,004	5,602,609	9.98%
Capital outlay	14,838	22,269,100	22,254,262	0.07%
Debt service		165,000	165,000	0.00%
Member tax distribution	38,623	7,641,625	7,603,002	0.51%
Total	1,587,107	48,128,918	46,541,811	3.30%

