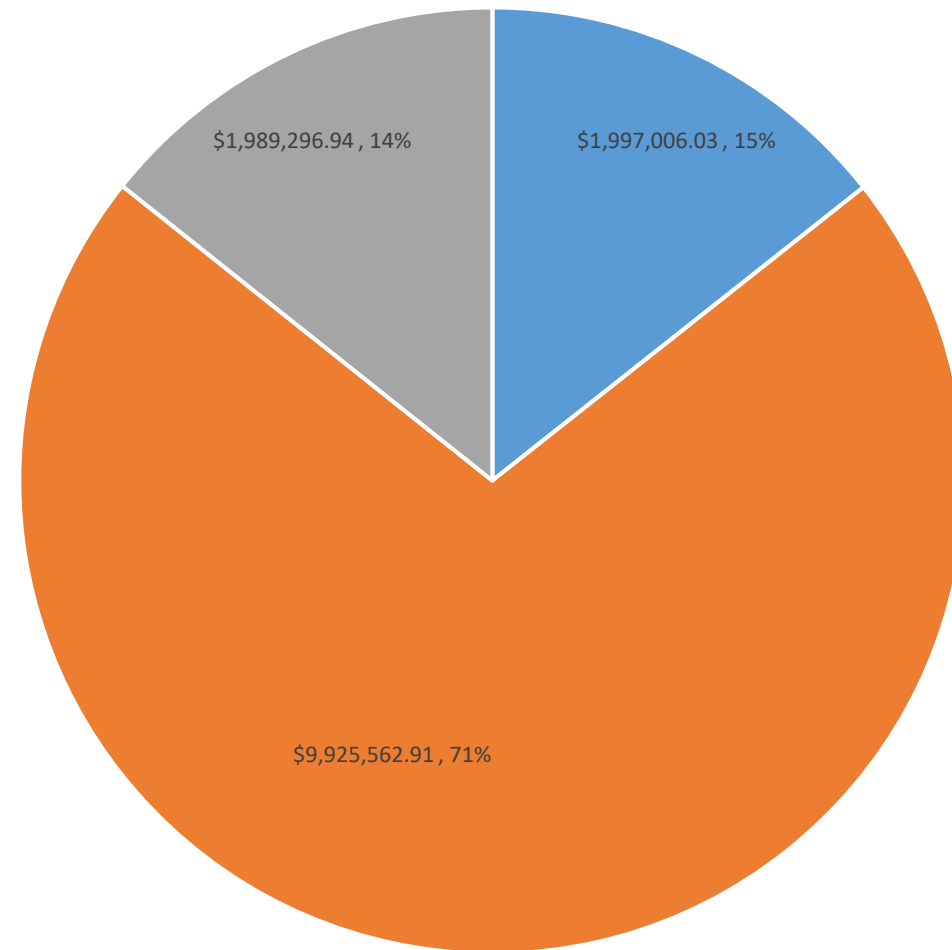


High Plains Library District
Investment maturities
Per June 2018 Public Trustee Advisors Statement

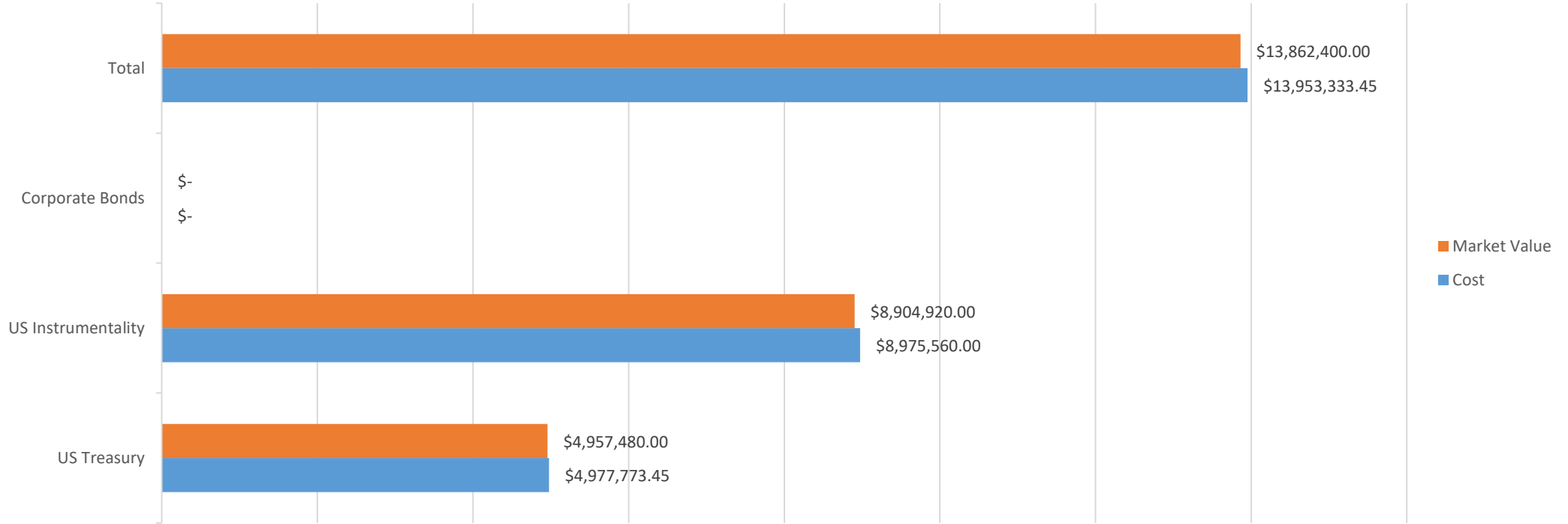
	CUSIP	Maturity Date	Yield	Units	Cost	Market Value	Unrealized Gain (Loss)	Accrued	Market Value plus Accrued	
Federal Home Loan Banks										
US Treasury	912828L40	9/15/2018	1.904%	1,000,000.00	997,617.19	998,080.00	462.81	2,934.78	1,001,014.78	UST
FNMA	3135G0G72	12/14/2018	2.124%	1,000,000.00	997,420.00	995,460.00	(1,960.00)	531.25	995,991.25	USI
Total		2018		<u>2,000,000.00</u>	<u>\$ 1,995,037.19</u>	<u>1,993,540.00</u>	<u>(1,497.19)</u>	<u>3,466.03</u>	<u>\$ 1,997,006.03</u>	
US Treasury	912828N63	1/15/2019	2.163%	1,000,000.00	992,968.75	994,410.00	1,441.25	5,189.92	999,599.92	UST
Federal Farm Credit Bank	3133EF3V7	2/15/2019	2.275%	1,000,000.00	999,780.00	991,320.00	(8,460.00)	3,305.56	994,625.56	USI
US Treasury	912828W97	3/31/2019	2.279%	2,000,000.00	1,995,859.38	1,984,680.00	(11,179.38)	6,284.15	1,990,964.15	UST
Federal Home Loan Bank	3130A8DB6	6/21/2019	2.392%	1,000,000.00	1,003,830.00	987,830.00	(16,000.00)	312.50	988,142.50	USI
FHLMC	3137EAEH8	8/15/2019	2.433%	1,000,000.00	990,700.00	988,290.00	(2,410.00)	5,194.44	993,484.44	USI
FNMA	3135G0ZG1	9/12/2019	2.436%	1,000,000.00	992,780.00	991,900.00	(880.00)	5,298.61	997,198.61	USI
Federal Home Loan Bank	3130ABTD8	10/18/2019	2.466%	2,000,000.00	1,997,380.00	1,974,080.00	(23,300.00)	5,880.56	1,979,960.56	USI
US Treasury	912828U32	11/15/2019	2.462%	1,000,000.00	991,328.13	980,310.00	(11,018.13)	1,277.17	981,587.17	UST
Total		2019		<u>10,000,000.00</u>	<u>\$ 9,964,626.26</u>	<u>9,892,820.00</u>	<u>(71,806.26)</u>	<u>32,742.91</u>	<u>\$ 9,925,562.91</u>	
FNMA	3135G0A78	1/21/2020	2.502%	1,000,000.00	\$ 992,430.00	986,650.00	(5,780.00)	7,222.22	993,872.22	USI
Federal Home Loan Mortgage Corp.	3134G3QR4	3/5/2020	2.600%	500,000.00	\$ 505,590.00	495,080.00	(10,510.00)	3,222.22	498,302.22	USI
Federal Home Loan Bank	313378J77	3/13/2020	2.560%	500,000.00	\$ 495,650.00	494,310.00	(1,340.00)	2,812.50	497,122.50	USI
		2020		<u>2,000,000.00</u>	<u>1,993,670.00</u>	<u>1,976,040.00</u>	<u>(17,630.00)</u>	<u>13,256.94</u>	<u>\$ 1,989,296.94</u>	
Total Portfolio				<u>14,000,000.00</u>	<u>13,953,333.45</u>	<u>13,862,400.00</u>	<u>(90,933.45)</u>	<u>49,465.88</u>	<u>13,911,865.88</u>	
ColoTrust			2.14%	29,402,180.22	29,402,180.22	29,402,180.22			29,402,180.22	
				<u>43,402,180.22</u>	<u>43,355,513.67</u>	<u>43,264,580.22</u>			<u>43,314,046.10</u>	
US Treasury				5,000,000.00	\$ 4,977,773.45	\$ 4,957,480.00	(20,293.45)	15,686.02	\$ 4,973,166.02	UST
US Instrumentality				9,000,000.00	\$ 8,975,560.00	\$ 8,904,920.00	(70,640.00)	33,779.86	\$ 8,938,699.86	USI
Corporate Bonds				-	\$ -	\$ -	-	-	\$ -	CB
Total				<u>14,000,000.00</u>	<u>\$ 13,953,333.45</u>	<u>\$ 13,862,400.00</u>	<u>(90,933.45)</u>	<u>49,465.88</u>	<u>13,911,865.88</u>	

High Plains Library District
Investment Maturities

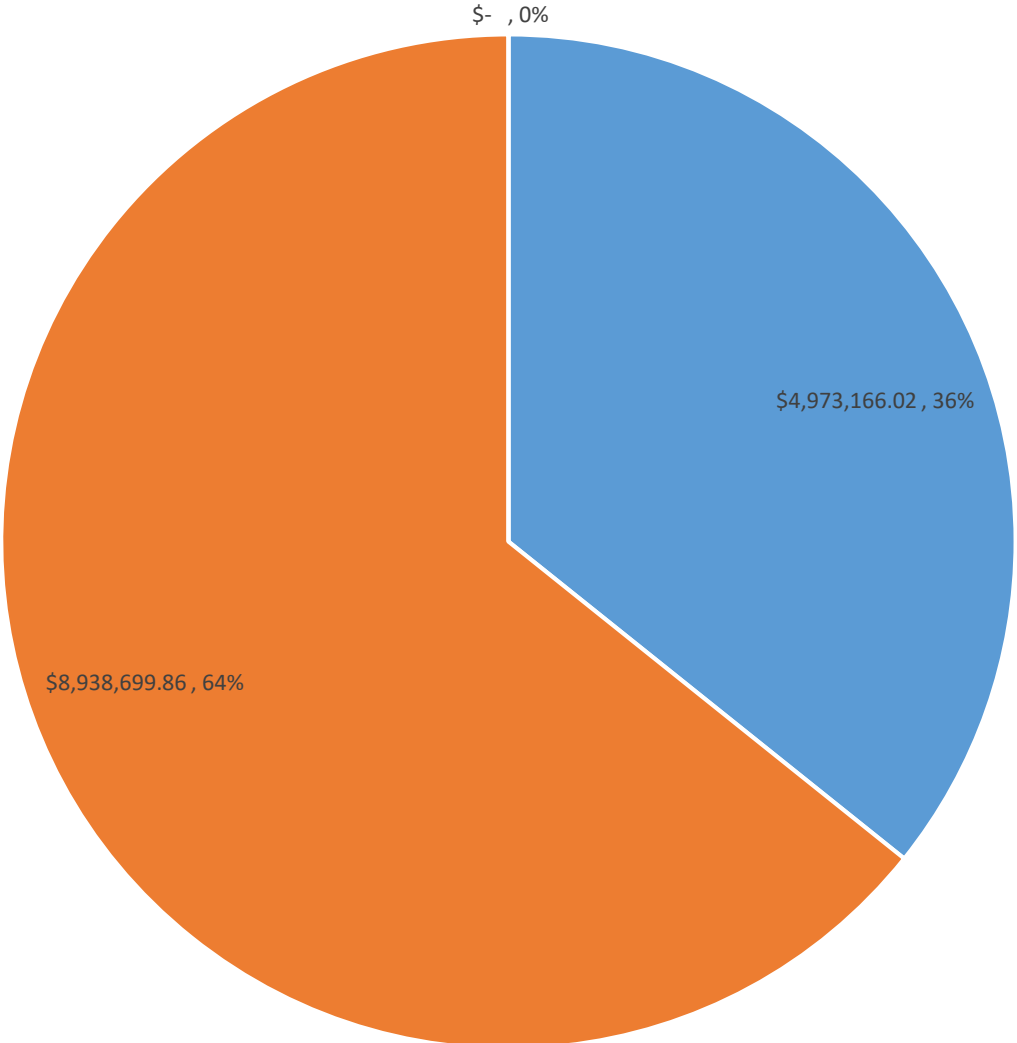


■ 2018 ■ 2019 ■ 2020

High Plains Library District
Investment
Cost and Market Value



Investment Categories



- US Treasury
- US Instrumentality
- Corporate Bonds