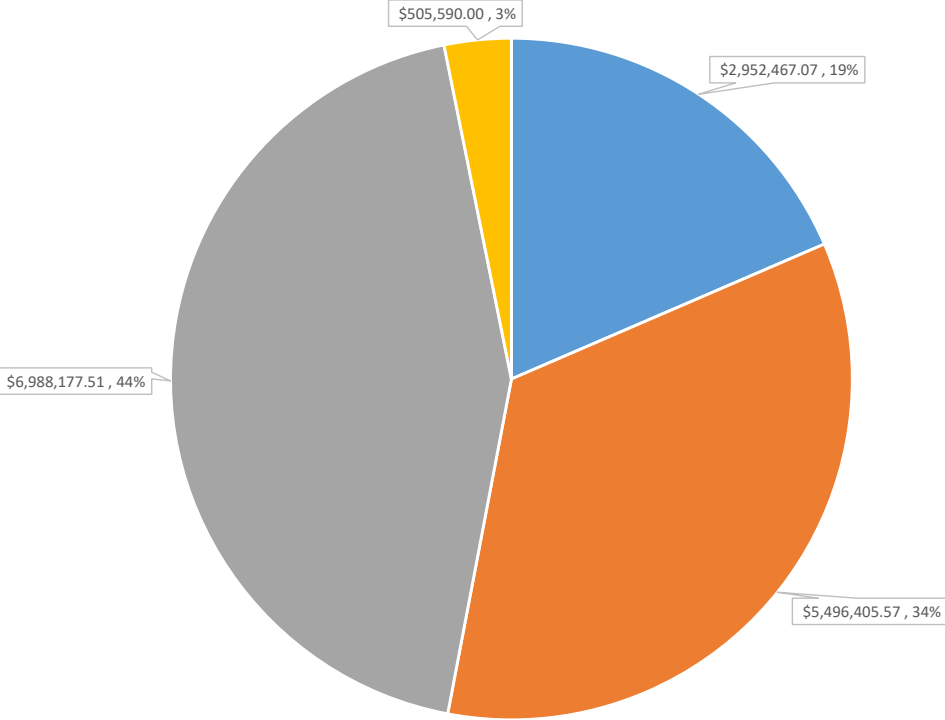


High Plains Library District  
Investment maturities  
Per October 2017 Public Trustee Advisors Statement

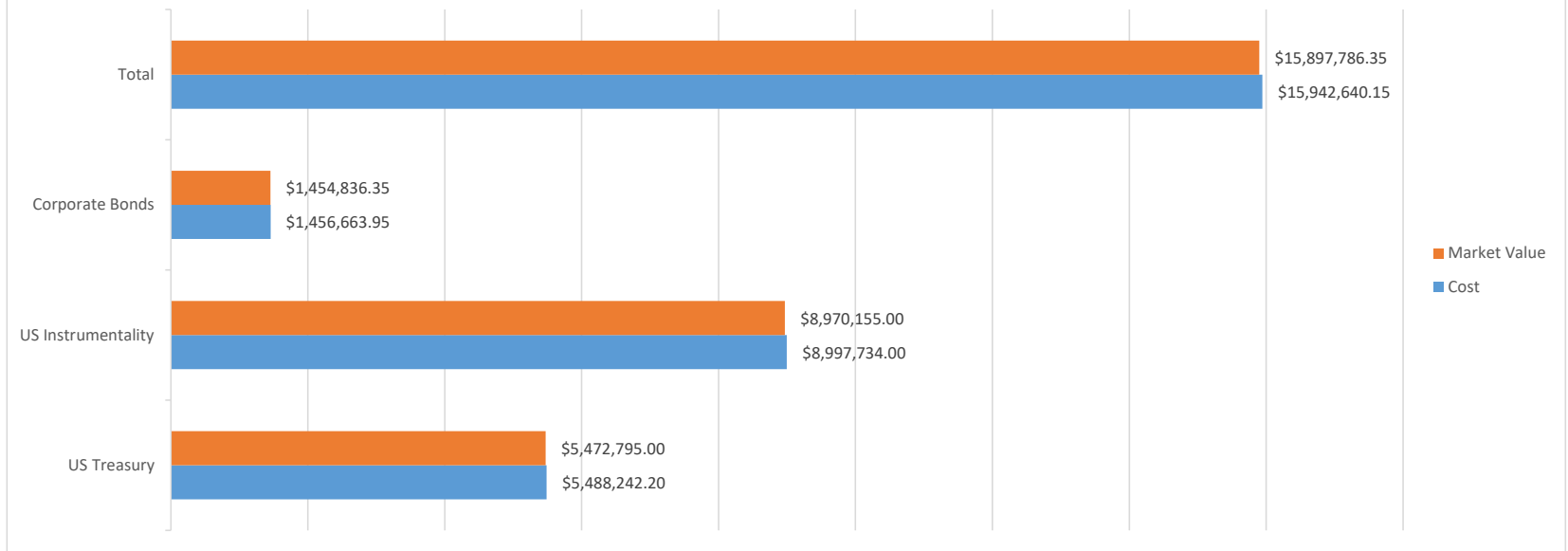
	CUSIP	Maturity Date	Yield	Units	Cost	Market Value	Unrealized Gain (Loss)	Accrued	Market Value plus Accrued	
US Treasury	912828G20	11/15/2017	1.043%	500,000.00	500,078.12	499,965.00	(113.12)	2,021.06	501,986.06	UST
Johnson & Johnson	478160BL7	11/21/2017	1.173%	955,000.00	956,613.95	954,971.35	(1,642.60)	4,775.00	959,746.35	CB
Federal Farm Credit Banks	3133EEV98	12/11/2017	1.175%	1,000,000.00	998,350.00	999,690.00	1,340.00	3,500.00	1,003,190.00	USI
FNMA	3135G0RT2	12/20/2017	1.078%	500,000.00	497,425.00	499,860.00	2,435.00	1,592.01	501,452.01	USI
Total		2017		<u>2,955,000.00</u>	<u>\$ 2,952,467.07</u>	<u>2,954,486.35</u>	<u>2,019.28</u>	<u>11,888.07</u>	<u>2,966,374.42</u>	
FHLMC Freddie Mac	3137EADN6	1/12/2018	1.149%	1,000,000.00	995,149.00	999,210.00	4,061.00	2,270.83	1,001,480.83	USI
Exxon Mobile Corp	30231GAL6	3/6/2018	1.380%	500,000.00	500,050.00	499,865.00	(185.00)	996.88	500,861.88	CB
US Treasury	912828R51	5/31/2018	1.335%	1,000,000.00	1,003,359.38	997,340.00	(6,019.38)	3,681.69	1,001,021.69	UST
Federal Home Loan Banks	313379DT3	6/8/2018	1.308%	1,000,000.00	1,002,810.00	999,650.00	(3,160.00)	4,965.28	1,004,615.28	USI
US Treasury	912828L40	9/15/2018	1.479%	1,000,000.00	997,617.19	995,860.00	(1,757.19)	1,298.34	997,158.34	UST
FNMA	3135G0G72	12/14/2018	1.529%	1,000,000.00	997,420.00	995,530.00	(1,890.00)	4,281.25	999,811.25	USI
Total		2018		<u>5,500,000.00</u>	<u>\$ 5,496,405.57</u>	<u>5,487,455.00</u>	<u>(8,950.57)</u>	<u>17,494.27</u>	<u>5,504,949.27</u>	
Federal Farm Credit Bank	3133EF3V7	2/15/2019	1.552%	1,000,000.00	999,780.00	991,390.00	(8,390.00)	1,847.22	993,237.22	USI
US Treasury	912828W97	3/31/2019	1.536%	2,000,000.00	1,995,859.38	1,992,020.00	(3,839.38)	2,197.80	1,994,217.80	UST
Federal Home Loan Bank	3130A8DB6	6/21/2019	1.585%	1,000,000.00	1,003,830.00	992,580.00	(11,250.00)	4,062.50	996,642.50	USI
Federal Home Loan Bank	3130ABTD8	10/18/2019	1.724%	2,000,000.00	1,997,380.00	1,989,440.00	(7,940.00)	1,047.22	1,990,487.22	USI
US Treasury	912828U32	11/15/2019	1.620%	1,000,000.00	991,328.13	987,610.00	(3,718.13)	4,619.57	992,229.57	UST
Total		2019		<u>7,000,000.00</u>	<u>\$ 6,988,177.51</u>	<u>6,953,040.00</u>	<u>(35,137.51)</u>	<u>13,774.31</u>	<u>6,966,814.31</u>	
Federal Home Loan Mortgage Corp.	3134G3QR4	3/5/2020	1.754%	500,000.00	\$ 505,590.00	502,805.00	(2,785.00)	1,555.56	504,360.56	USI
Total Portfolio				<u>15,955,000.00</u>	<u>15,942,640.15</u>	<u>15,897,786.35</u>	<u>(44,853.80)</u>	<u>44,712.21</u>	<u>15,942,498.56</u>	
ColoTrust			1.27%	18,266,700.83	18,266,700.83	18,266,700.83			18,266,700.83	
				<u>34,221,700.83</u>	<u>34,209,340.98</u>	<u>34,164,487.18</u>			<u>34,209,199.39</u>	
US Treasury				5,500,000.00	\$ 5,488,242.20	\$ 5,472,795.00	(15,447.20)	13,818.46	5,486,613.46	UST
US Instrumentality				9,000,000.00	\$ 8,997,734.00	\$ 8,970,155.00	(27,579.00)	25,121.87	8,995,276.87	USI
Corporate Bonds				1,455,000.00	\$ 1,456,663.95	\$ 1,454,836.35	(1,827.60)	5,771.88	1,460,608.23	CB
Total				<u>15,955,000.00</u>	<u>\$ 15,942,640.15</u>	<u>\$ 15,897,786.35</u>	<u>(44,853.80)</u>	<u>44,712.21</u>	<u>15,942,498.56</u>	

High Plains Library District  
Investment Maturities

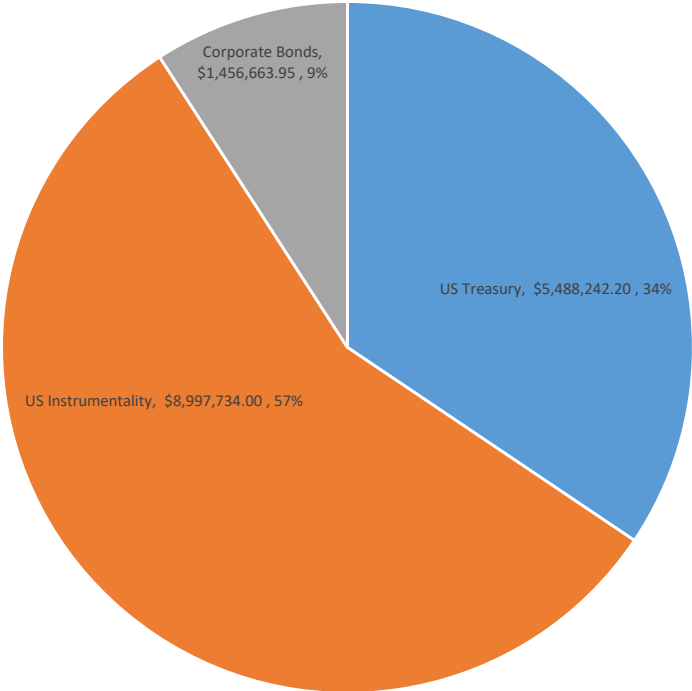


■ 2017 ■ 2018 ■ 2019 ■ 2020

### High Plains Library District Investment Cost and Market Value



Investment Categories



■ US Treasury ■ US Instrumentality ■ Corporate Bonds