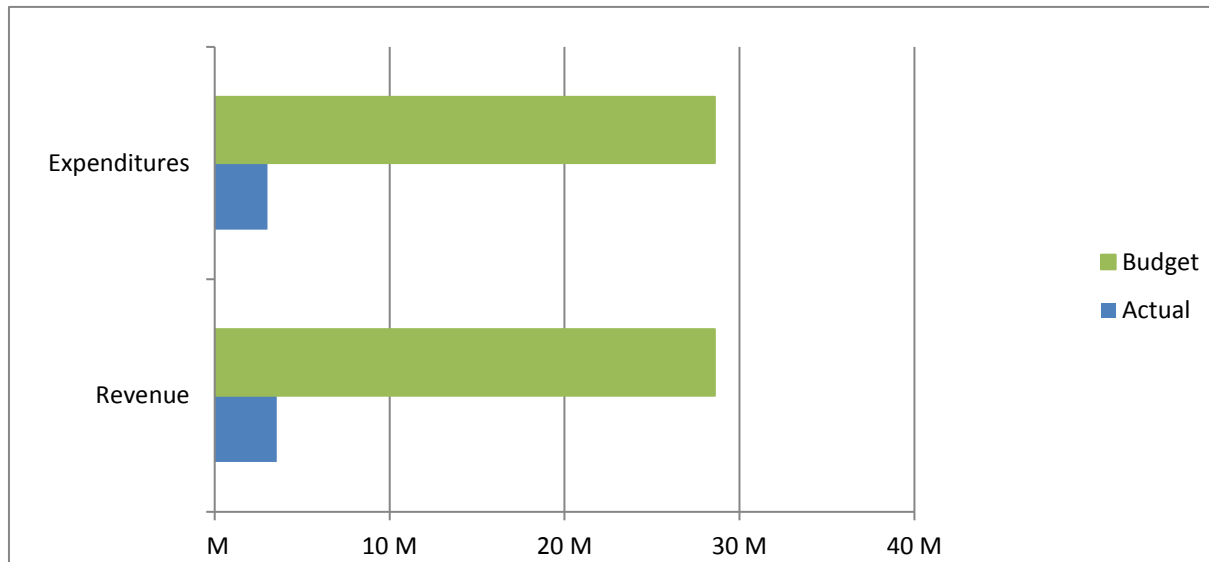


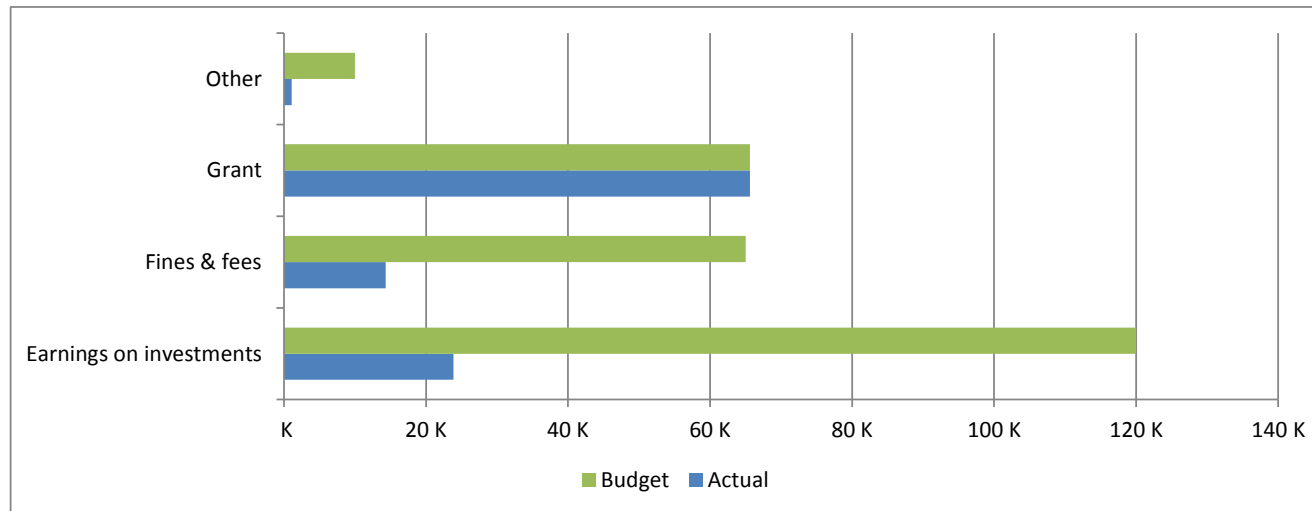
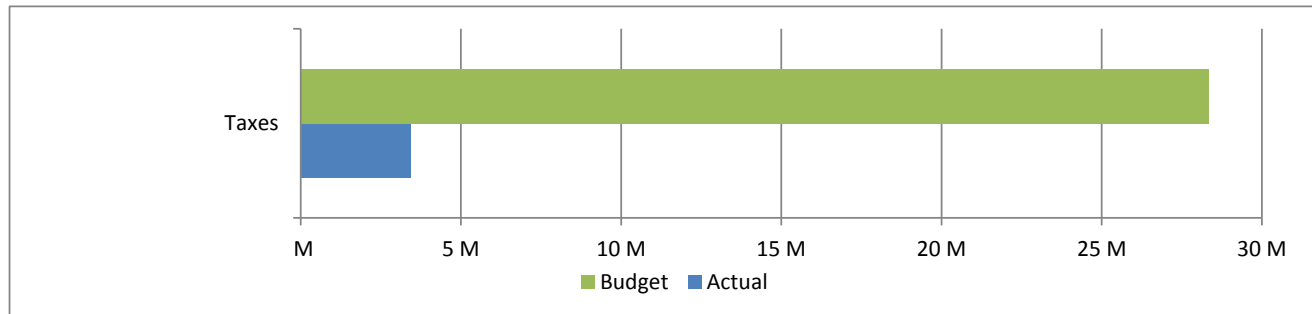
High Plains Library District
Net Income (Loss) Actual vs Budget
For the Period Ended February 28, 2017
16.7% of budget year elapsed

Income (Loss)	Year To Date Actual	Annual Budget	Variance	% of Actual to Annual Budget
Revenue	3,546,183	28,591,000	(25,044,817)	12.40%
Expenditures	3,010,322	28,591,000	25,580,678	10.53%
Total	535,861	-	535,861	

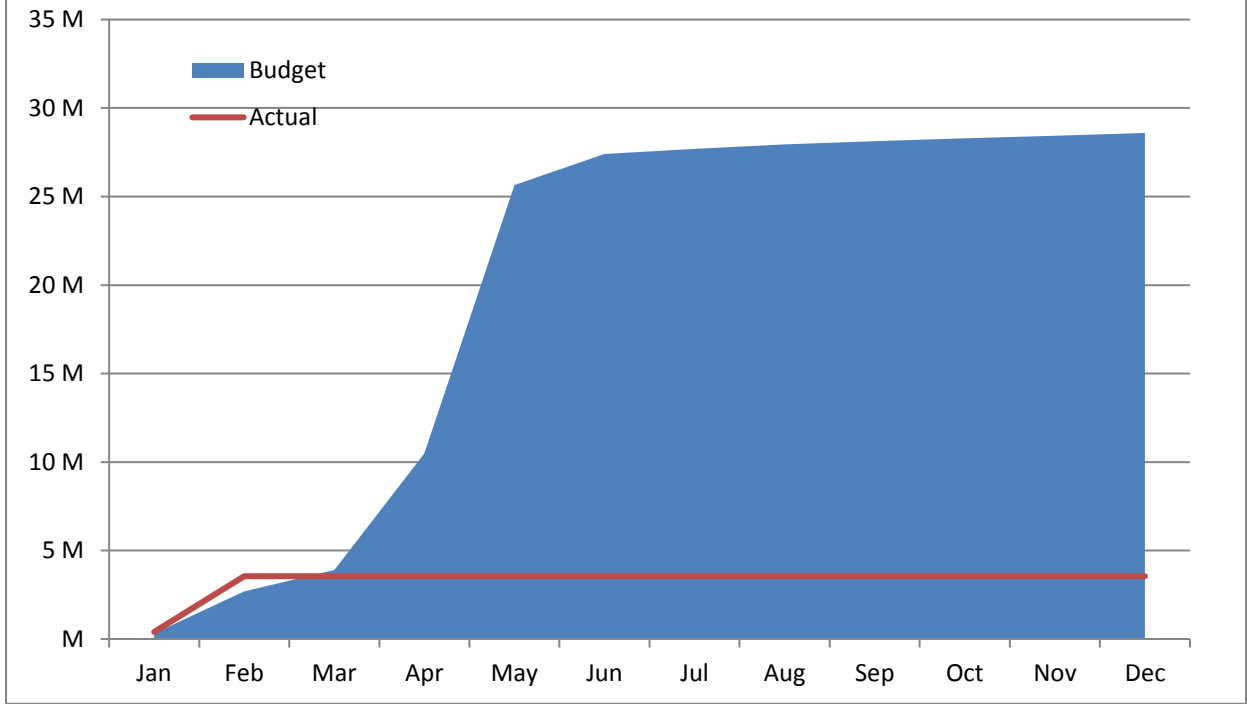


High Plains Library District
Revenues Actual vs Budget
For the Period Ended February 28, 2017
16.7% of budget year elapsed

Revenues	Year To Date Actual	Annual Budget	Variance	% of Actual to Annual Budget
Taxes	3,441,284	28,330,379	(24,889,095)	12.15%
Earnings on investments	23,859	120,000	(96,141)	19.88%
Fines & fees	14,329	65,000	(50,671)	22.04%
Grant	65,621	65,621	-	100.00%
Other	1,090	10,000	(8,910)	10.90%
Total	3,546,183	28,591,000	(25,044,817)	



Accumulated Revenues



High Plains Library District
Expenditures Actual vs Budget
For the Period Ended February 28, 2017
16.7% of budget year elapsed

Expenditures	Year To Date Actual	Annual Budget	Variance	% of Actual to Annual Budget
S & W / Benefits	1,481,485	9,902,332	8,420,847	14.96%
Operations	740,324	5,361,536	4,621,212	13.81%
Capital outlay				
Lincoln Park	-	5,000,000	5,000,000	0.00%
Kersey Library	-	400,000	400,000	0.00%
Other	294	582,366	582,072	0.05%
Debt service	-	1,117,525	1,117,525	0.00%
Member tax distribution	788,219	6,227,241	5,439,022	12.66%
Total	3,010,322	28,591,000	25,580,678	10.53%

