






For: Nook
Simple
Touch


Free eBooks from your library! The QUICK Guide

This guide is for OverDrive and Nook, Kobo, or other e-ink devices that don't have an app interface. You will need an HPLD library card, a computer that's connected to the internet and a cord to connect your device to your computer. The device will first need to be set up/registered.


- Allow yourself 20-30 minutes. On your computer, go to www.adobe.com and select **Sign In** (top, right). **Click Get an Adobe ID.** Fill out the form to create an **Adobe ID.**
- Then, go to: <http://www.adobe.com/products/digitaleditions> and download and install Adobe Digital Editions on your computer. If prompted, authorize your computer with your Adobe ID.
- Make sure the device is plugged into your computer and turned on. Start Adobe Digital Editions. Your device should now become visible in the library view under **Devices.**
- Open a browser and go to: www.MyLibrary.us Then go to **Online** → **Downloadables: eBooks, Audio eBooks, eMagazines & Music.** Click **eBooks and select OverDrive. Sign in.**
- In the top right corner select    **Sign in** and **My account** and **Settings.**
- Select your preferred period for checkout. Choose from 7, 14 or 21 days.




- Select **Subjects** or **Collections**, or use the **Search** box to find titles.

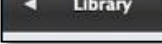


- To check out, tap **Borrow.** To see more details, tap the cover.



- To download, tap book icon from top right corner, select **Loans.** Next to your title, tap  **Choose a Format** and select EPUB eBook.

- The .acsm (eBook) file will download. It may open automatically, but if not, open the file. Adobe Digital Editions should open the book automatically and it should appear in the read view.

- Click the library icon (top left). 
- To transfer your eBook to your device, click on the eBook cover and drag it to the device icon until you see a plus sign.
- Safely eject your device. The book should be visible either on the home page, or in the Digital Editions file under Documents.

For more information or for one-on-one Book a Librarian help, call HPLD at 1-888-861-READ or visit www.MyLibrary.us

